General Information – most frequently used needle systems

Informaciones generales – sistemas de agujas más utilizados

Informations générales – systèmes d'aiguilles les plus utilisés

Allgemeine Informationen – meist verwendete Nadelsysteme

SCHMETZ
NEEDLES SINCE 1851

07/2007

Contents
Contenido
Contenu
Inhalt

G.I Legend, comparison of equivalent needle sizes and point forms

Leyenda, comparación de grosores identicos y formas de la punta

Légende, comparaison des grosseurs et de formes de pointes identiques

Legende, Vergleich identischer Nadeldicken und Spitzenformen

G.II System-overview

Tabla de sistemas

Tableau de systèmes

System-Übersicht

G.III Obsolete system designations in the SCHMETZ range

Denominaciones de sistemas obsoletas y los sistemas SCHMETZ

Désignations ne faisant plus partie du programme SCHMETZ

Im SCHMETZ-Programm nicht mehr verwendete Systembezeichnungen

G.IV Canu-overview

Tabla de Canu

Tableau de Canu

Canu-Übersicht

Instructions for use
Instrucciones para el manejo
Mode d'emploi
Gebrauchsanweisung

FERD. SCHMETZ GMBH Bicherouxstraße 53 – 59
D-52134 Herzogenrath (Germany)
Tel. +49/(0) 24 06/85-0
Fax +49/(0) 24 06/85-222
Internet http://www.schmetz.com
E-Mail: info@schmetz.com

SCHMETZ
NEEDLES SINCE 1851

We want to make things as simple as possible for you.

These instructions will provide you with useful tips on using the General Information.

G.I Legend, comparison of equivalent needle sizes and point forms

Here you will find basic information on needle sizes, different point types and other important features of a needle:

G.I.1 - G.I.3 Legend
G.I.4 - G.I.5 Comparison table of equivalent needle sizes
G.I.6 - G.I.7 Needle points

G.II System-overview

In the system-overview assortment is strictly numerical. Please refer to our example:

System Sistema Système System	PG GP GP PG	Canu	Segment Segmento Segment Segment
62X45 SERV 7	060	44:31 17	P.C
62X45 SES	060	44:31EB1	P.A
62X57	080	33:30 1	P.A
62X57 BLUK.	080	33:30 3	P.C
62X57 SERV 3	080	33:30 13	P.A
62X57 SERV 7	080	33:30 17	P.C
62X57 SES	080	33:30EB1	P.A
62X57 SUK	080	33:30FB1	P.A

System The number in the system determines order.

PG Using the price group **PG** you can refer to the valid price list for prices.

Canu SCHMETZ catalogue number for the respective system or for equivalent systems. A 1:1 picture of the needle and the common needle sizes can be found in the Canu overview G.IV using the Canu No.

Segment Detailed information on using a needle can always be found under the respective segment number in the SCHMETZ catalogue. Example: P.A = Round points / Needles for stitching textiles.

You can't find the system designation you are looking for?

1. Please go to the system-overview G.III. The needle system you are looking for may have a system designation which is no longer used in the SCHMETZ range.
2. Please contact your dealer or SCHMETZ direct.

G.III System designations no longer used in the SCHMETZ range

The system designations no longer used in the SCHMETZ range are listed here in numerical order.

Please refer to the example:

You are looking for the system 797 and find the current SCHMETZ designation 134 (R) in this table.

The equivalent Canu for system 134 (R) can be found in the system-overview G.II.
System designation 134 (R) = Canu 20:05 1

Obsolete System →	SCHMETZ System
Sistemas ya no en uso →	Sistema SCHMETZ
Systèmes ne plus utilisés →	Système SCHMETZ
Nicht mehr verwendete Systembezeichnung →	SCHMETZ System
797	134(R)
797 CL	134 CL
797 CR	134 CR
797 DH	134 DH
797 FORTE	134 FORTE
797 LR	134 LR

G.IV Canu-overview

The Canu-overview is in ascending numerical order.

Picture The picture of the needle is to a scale of 1:1, the most important installation dimensions and point symbols are also specified. Further information on needle geometry can be found in the legend starting on page G.I.1.

Needle size Needle size is always specified in NM (numerical), SIZE (Asian/old Singer designation) and, in certain cases, system-specific designations are used.

System List of system designations according to the needle picture and Canu.

G.V Price group

Using the price group **PG** you can refer to the valid price list for prices.

SCHMETZ note:

If the letter after the Canu changes, this only indicates a change in the needle's point type. Needle geometry stays the same.

Please refer to our example:

Canu	System
20:05 **EB** 1 =	134 **SES** (light ball point)
20:05 **FB** 1 =	134 **SUK** (medium ball point)

Please refer to the table of needle points in section G.I.

If the design/geometry of the needle changes, so does the Canu.

Example: Canu 20:05 1 134 (R)
19:25 1 134 K - short point
18:60 1 134 KK - short shank

Canu 20:05 1

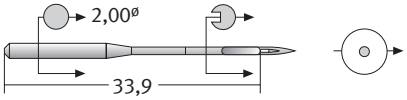

Canu 19:25 1

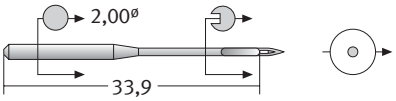

Canu 18:60 1

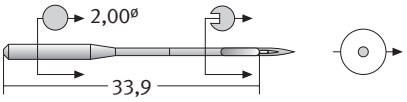

¡Haremos todo lo posible para que le resulte muy fácil!

Estas instrucciones de servicio le ofrece indicaciones útiles para usar la información general.

G.I Leyenda, comparación de grosores identicos y formas de la punta

Aquí encontrará informaciones básicas acerca de los grosores de aguja, diferentes formas de la punta y otras características importantes de una aguja:

G.I.1 - G.I.3 **Leyenda**
G.I.4 - G.I.5 **Tabla de comparación de grosores identicos**
G.I.6 - G.I.7 **Puntas de agujas**

G.II Tabla de sistemas

En la vista general de sistemas rige un criterio numérico de orden muy severo.
Compare para ello nuestro ejemplo:

System Sistema Système System	PG GP GP PG	Canu	Segment Segmento Segment Segment
62X45 SERV 7	060	44:31 17	P.C
62X45 SES	060	44:31EB1	P.A
62X57	080	33:30 1	P.A
62X57 BLUK.	080	33:30 3	P.C
62X57 SERV 3	080	33:30 13	P.A
62X57 SERV 7	080	33:30 17	P.C
62X57 SES	080	33:30EB1	P.A
62X57 SUK	080	33:30FB1	P.A

Sistema El número en el sistema rige como número de orden.

GP Partiendo del grupo de precios **GP**, puede tomar los precios de la lista de precios válida.

Canu Número de catálogo de SCHMETZ para el sistema en cuestión o para sistemas idénticos. Una ilustración 1:1 de las agujas y los grosores más corrientes de las mismas los encontrará sirviéndose del No de Canu en la vista general G.IV del mismo.

Segmento Detalladas informaciones sobre la aplicación de una aguja lo encontrará siempre bajo el número de segmento que venga al caso en el catálogo de SCHMETZ. Por ejemplo: P.A = Puntas redondas/Agujas para coser tejidos

¿Usted no ha encontrado la denominación del sistema?

1. Sírvase echar mano a la vista general de sistemas G.III. Es posible que el sistema de agujas buscado tenga una denominación de sistema que no se utiliza más en el programa de SCHMETZ.
2. Póngase en contacto con su agente o directamente con SCHMETZ.

G.III Denominaciones de sistemas obsoletas y los sistemas SCHMETZ

Las denominaciones de sistemas que no se utilizan más en el programa de SCHMETZ van listadas aquí numéricamente.

Compare para ello el ejemplo:

Usted busca el sistema 797 y encuentra en esta tabla la denominación actual de SCHMETZ 134 (R).

El correspondiente Canu para el sistema 134 (R) lo encontrará en la vista general de sistemas G.II
Denominación del sistema 134 (R) = Canu 20:05 1

Obsolete System →	SCHMETZ System
Sistemas ya no en uso →	Sistema SCHMETZ
Systèmes ne plus utilisés →	Système SCHMETZ
Nicht mehr verwendete Systembezeichnung →	SCHMETZ System
797	134(R)
797 CL	134 CL
797 CR	134 CR
797 DH	134 DH
797 FORTE	134 FORTE
797 LR	134 LR

G.IV Tabla de Canu

La vista general del Canu está ordenada numéricamente de forma ascendente.

Ilustración La aguja está ilustrada en la escala 1:1. Las medidas de montaje más importantes e las simbolos de puntas van indicadas adicionalmente. Más informaciones sobre la geometría de las agujas las encontrará en la leyenda a partir de la página G.I.1.

Grosor de aguja El grosor de aguja se indica fundamentalmente en NM (númerico) y SIZE (Asian / antigua denominación de Singer) así como en determinados casos según el sistema.

Sistema Lista de las designaciones de sistema que pertenecen al Canu y a la ilustración de la aguja.

G.V Grupo de precios

Partiendo del grupo de precios **GP**, puede tomar los precios de la lista de precios válida.

Observación de SCHMETZ:

Si usted cambia las letras detrás del Canu, entonces sólo se modificará la forma de la punta. ¡La geometría de la aguja continúa siendo la misma!

Para ello, compare nuestro ejemplo:

Canu	Sistema
20:05 **EB** 1 =	134 **SES** (punta de bola fina)
20:05 **FB** 1 =	134 **SUK** (punta de bola mediana)

Para ello, compare la tabla de puntas de agujas en G.I.

Tan pronto como se disponga de una modificación del diseño/geometría, se cambiará el Canu.

Ejemplo: Canu 20:05 1 134 (R)
19:25 1 134 K - punta corta
18:60 1 134 KK - talón corto

Canu 20:05 1

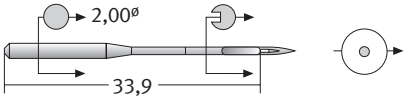

Canu 19:25 1

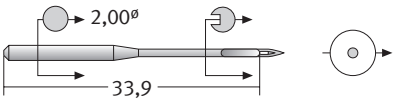

Canu 18:60 1

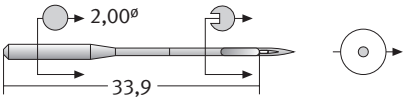

Nous voulons vous faciliter les choses le plus possible!

Ce mode d'emploi vous donne de précieux conseils d'utilisation de l'information générale.

G.I Légende, comparaison de grosseurs d'aiguille et formes de pointes identiques

Vous trouverez ici des informations de base sur les grosseurs d'aiguilles, les différentes formes de pointes et autres caractéristiques importantes d'une aiguille:

G.I.1 - G.I.3 **Légende**
G.I.4 - G.I.5 **Tableau de comparaison de grosseurs identiques**
G.I.6 - G.I.7 **Pointes d'aiguilles**

G.II Tableau de systèmes

Notre aperçu des systèmes est construit selon un ordre numérique très rigoureux.
Comparez avec notre exemple:

System Sistema Système System	PG GP GP PG	Canu	Segment Segmento Segment Segment
62X45 SERV 7	060	44:31 17	P.C
62X45 SES	060	44:31EB1	P.A
62X57	080	33:30 1	P.A
62X57 BLUK.	080	33:30 3	P.C
62X57 SERV 3	080	33:30 13	P.A
62X57 SERV 7	080	33:30 17	P.C
62X57 SES	080	33:30EB1	P.A
62X57 SUK	080	33:30FB1	P.A

Système Le chiffre dans le système est le chiffre d'ordre.

GP Le groupe de prix **GP** vous indique les prix du tarif actuel.

Canu Numéro catalogue SCHMETZ pour le système concerné ou les systèmes identiques. Vous trouverez un dessin à l'échelle 1:1 de l'aiguille et les grosseurs d'aiguille courantes dans l'aperçu Canu G.IV.

Segment Vous trouverez toujours des informations plus précises pour l'utilisation d'une aiguille sous le numéro de segment correspondant dans le catalogue SCHMETZ. Exemple : P.A = Pointes rondes/aiguilles pour la couture de textiles.

Vous n'avez pas trouvé la désignation de système voulue ?

1. Reportez-vous à l'aperçu des systèmes G.III. Le système d'aiguille recherché possède peut-être une désignation n'étant plus utilisée dans le programme SCHMETZ.

2. Adressez-vous à votre vendeur ou directement à SCHMETZ.

G.III Désignations ne faisant plus partie du programme SCHMETZ

Les désignations de systèmes ne faisant plus partie du programme SCHMETZ sont énumérées dans l'ordre croissant.

Comparez avec l'exemple:

Vous cherchez le système 797 et trouvez dans ce tableau la désignation SCHMETZ actuelle 134 (R).

Le Canu correspondant au système 134 (R) est indiqué dans l'aperçu des systèmes G.II.
Désignation 134 (R) = Canu 20:05 1

Obsolete System → SCHMETZ System Sistemas ya no en uso → Sistema SCHMETZ Systèmes ne plus utilisés → Système SCHMETZ Nicht mehr verwendete Systembezeichnung → SCHMETZ System	
797	134(R)
797 CL	134 CL
797 CR	134 CR
797 DH	134 DH
797 FORTE	134 FORTE
797 LR	134 LR

G.IV Tableau de Canu

La liste Canu est présentée dans l'ordre croissant.

Illustration L'aiguille est représentée à l'échelle **1:1**. D'autres dimensions structurelles et les symboles des pointes sont indiquées. Vous trouverez de plus amples informations sur la géométrie de l'aiguille dans la légende à partir de la page G.I.1.

Grosseur d'aiguille La grosseur d'aiguille est toujours indiquée en NM (numérique) et SIZE (Asian/ ancienne désignation Singer), ainsi que dans des dimensions spécifiques pour les cas particuliers.

Système Liste de désignations de systèmes relatives aux illustracions des aiguilles et aux nos. de Canu.

G.V Groupe de prix

Le groupe de prix **GP** vous indique les prix du tarif actuel.

Remarque SCHMETZ:

Si vous modifiez la lettre située derrière le Canu, seule la forme de la pointe change. La géométrie de l'aiguille reste la même.

Comparez avec notre exemple:

Canu	Système
20:05 **EB** 1 =	134 **SES** (pointe à bille petite)
20:05 **FB** 1 =	134 **SUK** (pointe à bille moyenne)

Comparez avec le tableau des pointes d'aiguilles G.I.

Dès que la forme/la géométrie de l'aiguille est modifiée, le Canu change.

Exemple: Canu 20:05 1 134 (R)
19:25 1 134 K - pointe courte
18:60 1 134 KK - talon court

Canu 20:05 1

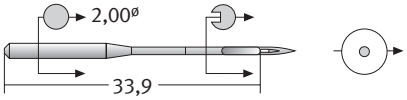

Canu 19:25 1

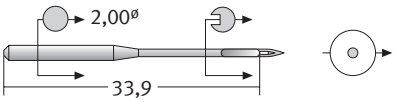

Canu 18:60 1

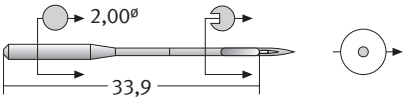

Wir wollen es Ihnen so einfach wie möglich machen!

Diese Gebrauchsanleitung gibt Ihnen nützliche Hinweise zur Benutzung der Allgemeinen Information

G.I Legende, Vergleich identischer Nadeldicken und Spitzenformen

Hier finden Sie Basisinformationen zu Nadeldicken, verschiedenen Spitzenformen und weiteren wichtigen Merkmalen einer Nadel:

G.I.1 - G.I.3 Legende
G.I.4 - G.I.5 Vergleichstabelle identischer Nadeldicken
G.I.6 - G.I.7 Spitzenformen

G.II System-Übersicht

In der System-Übersicht gilt ein streng numerisches Ordnungskriterium.
Vergleichen Sie dazu unser Beispiel:

System Sistema Système System	PG GP GP PG	Canu	Segment Segmento Segment Segment
62X45 SERV 7	060	44:31 17	P.C
62X45 SES	060	44:31EB1	P.A
62X57	080	33:30 1	P.A
62X57 BLUK.	080	33:30 3	P.C
62X57 SERV 3	080	33:30 13	P.A
62X57 SERV 7	080	33:30 17	P.C
62X57 SES	080	33:30EB1	P.A
62X57 SUK	080	33:30FB1	P.A

System Die Zahl im System gilt als Ordnungszahl.

PG Anhand der Preisgruppe **PG** können Sie die Preise aus der gültigen Preisliste entnehmen.

Canu SCHMETZ Katalognummer für das jeweilige System bzw. für identische Systeme.
Eine 1:1 Abbildung der Nadel und die gängigen Nadeldicken finden Sie anhand der Canu-Nr. in der Canu-Übersicht G.IV.

Segment Ausführliche Informationen zur Anwendung einer Nadel finden Sie immer unter der jeweiligen Segmentnummer im SCHMETZ Katalog.
Beispiel: P.A = Rundspitzen/Nadeln zur Verarbeitung von Textilien.

Sie haben die gesuchte Systembezeichnung nicht gefunden?

1. Gehen Sie bitte zur System-Übersicht G.III.
Eventuell hat das gesuchte Nadelsystem eine im SCHMETZ Programm nicht mehr verwendete Systembezeichnung.

2. Wenden Sie sich bitte an Ihren Händler oder aber an SCHMETZ direkt!

G.III Im SCHMETZ-Programm nicht mehr verwendete Systembezeichnungen

Die im SCHMETZ Programm nicht mehr verwendeten Systembezeichnungen sind hier numerisch aufgelistet.

Vergleichen Sie dazu das Beispiel:

Sie suchen das System 797 und finden in dieser Tabelle die heutige SCHMETZ-Bezeichnung 134(R).

Die entsprechende Canu zum System 134(R) finden Sie in der System-Übersicht G.II.
Systembezeichnung 134(R) = Canu 20:05 1

Obsolete System →	SCHMETZ System
Sistemas ya no en uso →	Sistema SCHMETZ
Systèmes ne plus utilisés →	Système SCHMETZ
Nicht mehr verwendete Systembezeichnung →	SCHMETZ System
797	134(R)
797 CL	134 CL
797 CR	134 CR
797 DH	134 DH
797 FORTE	134 FORTE
797 LR	134 LR

G.IV Canu-Übersicht

Die Canu-Übersicht ist aufsteigend numerisch geordnet.

Abbildung Die Abbildung der Nadel ist im Maßstab **1:1** dargestellt. Zusätzlich sind die wichtigsten Einbaumaße und die Spitzensymbole angegeben. Weitere Informationen zur Nadelgeometrie finden Sie in der Legende ab Seite G.I.1.

Nadeldicke Die Nadeldicke wird grundsätzlich in NM (numerisch) und SIZE (Asian/alte Singerbezeichnung) sowie in bestimmten Fällen systemspezifisch angegeben.

System Auflistung der zur Nadelabbildung und zur Canu-Nr. gehörigen Systembezeichnungen.

G.V Preisgruppen

Anhand der Preisgruppe **PG** können Sie die Preise aus der gültigen Preisliste entnehmen.

SCHMETZ Hinweis:

Ändern sich die Buchstaben hinter einer Canu, so ändert sich nur die Spitzenform der Nadel. Die Nadelgeometrie bleibt gleich!

Vergleichen Sie dazu unser Beispiel:

Canu	System
20:05 **EB** 1 =	134 **SES** (Kleine Kugelspitze)
20:05 **FB** 1 =	134 **SUK** (Mittlere Kugelspitze)

Vergleichen Sie dazu die Spitzentabelle in Sektion G.I.

Sobald eine Design-/Geometrieänderung der Nadel vorliegt, ändert sich auch die Canu.

Beispiel: Canu

20:05 1	134 (R)
19:25 1	134 K - Kurze Spitze
18:60 1	134 KK - Kurzer Kolben

Canu 20:05 1

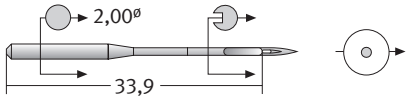

Canu 19:25 1

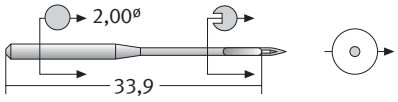

Canu 18:60 1

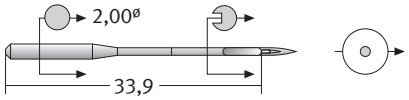

Legend, comparison of equivalent needle sizes and point forms

Leyenda, comparación de grosores identicos y formas de la punta

Légende, comparaison des grosseurs et de formes de pointes identiques

Legende, Vergleich identischer Nadeldicken und Spitzenformen

G.I

FERD. SCHMETZ GMBH Bicherouxstraße 53 – 59
D-52134 Herzogenrath (Germany)
Tel. +49/(0) 24 06/85-0
Fax +49/(0) 24 06/85-222
Internet http://www.schmetz.com
E-Mail: info@schmetz.com

SCHMETZ
NEEDLES SINCE 1851

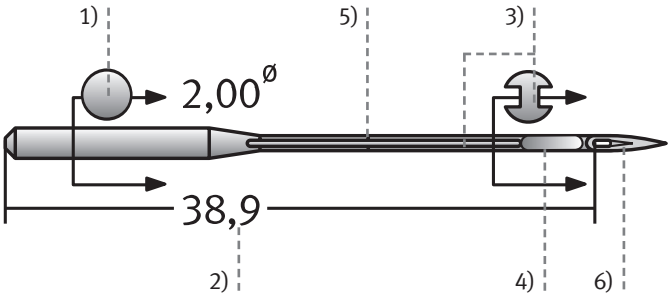

1) Shank diameter and cross section at shank
Diámetro y sección transversal del talón
Diamètre du talon et section transversale du talon
Kolbendurchmesser und Querschnitt des Kolbens

(14:25 1)

Round shank
Talón redondo
Talon rond
Rundkolben

(06:60EB1)

Flattened shank on 1 side
Talón aplanado en 1 lado
Méplat du talon sur 1 côté
Kolbenabflachung an 1 Seite

(06:62EB1)

Flattened shank on 2 sides
Talón aplanado en 2 lados
Méplat du talon sur 2 côtés
Kolbenabflachung an 2 Seiten

Ø = NM
(01:05MA2)

Shank diameter = needle size – NM
Diámetro del talón = grosor de aguja NM
Diamètre du talon = grosseur d'aiguille – NM
Kolbendurchmesser = Nadeldicke – NM

(08:30 1)

Notch(es) at shank
Muesca(s) del talón
Encoche(s) du talon
Kolbenkerbe(n)

(03:40 1)

Shoulder at shank
Espalda del talón
Epaule du talon
Kolbenschulter

2) Butt to eye length
Posición del ojo
Position du chas
Öhrstellung

Start of shank to start of eye
Comienzo del talón hasta comienzo del ojo
Début du talon jusqu'au début du chas
Kolbenanfang bis Öhranfang

3) Cross section at needle blade
Sección transversal en el tronco de la aguja
Section transversale de la tige d'aiguille
Querschnitt im Nadelschaft

(37:20 1)

1 groove
1 ranura
1 rainure
1 Rinne

(38:00 1)

2 grooves
2 ranuras
2 rainures
2 Rinnen

4) Scarf forms
Formas del rebaje
Formes d'encoches
Hohlkehlformen

(12:05 1)

without scarf
sin rebaje
sans encoche
ohne Hohlkehle

(14:25 1)

Standard scarf
Rebaje estándar
Encoche standard
Standard-Hohlkehle

(14:25 17)

SCHMETZ SERV 7 scarf
SCHMETZ SERV 7 rebaje
SCHMETZ SERV 7 encoche
SCHMETZ SERV 7 Hohlkehle

As well as the above there are a lot of very special scarf forms which you find in the needle drawings in G.IV.

Además de las formas de rebaje arriba indicadas, existen otras formas muy especiales, las cuales están representadas en las figuras en G.IV.

Outre les formes d'encoche indiquées ci-dessus, il existe d'autres formes d'encoche spéciales représentées dans les illustrations d'aiguilles en G.IV.

Neben den o.a. Hohlkehlformen gibt es noch weitere ganz spezielle Varianten, die in den Nadelabbildungen in G.IV dargestellt sind.

5) Reinforced blade
Refuerzo del tronco
Renfort de tige
Schaftverdickung

(14:25 1)

Needle with reinforced blade
Aguja con refuerzo del tronco
Aiguille à tige renforcée
Nadel mit Schaftverdickung

(13:22 1)

Needle without reinforced blade
Aguja sin refuerzo del tronco
Aiguille à tige non renforcée
Nadel ohne Schaftverdickung

6) Point groove
Ranura de la punta
Rainure de pointe
Spitzenrinne

(20:05 1)

straight
recta
droite
gerade

(20:05XA1)

left twisted CL
termina hacia la izquierda CL
avec hélice à gauche CL
links auslaufend CL

(20:05UA1)

right twisted CR
termina hacia la derecha CR
avec hélice à droite CR
rechts auslaufend CR

The illustrations of the needles in G.IV are drawn **1:1**. All measurements in [mm].
Las ilustraciones de agujas en G.IV están en la escala **1:1.** Todas las medidas en [mm].
Les illustrations d'aiguilles en G.IV sont à l'échelle **1:1**. Toutes les dimensions sont indiquées en [mm].
Die Abbildungen der Nadeln aus G.IV sind im Maßstab **1:1**. Alle Abmessungen in [mm].

SCHMETZ always uses the metric size designation **NM (1/100 [mm])**.
NM specifies the diameter in the cylindrical region of the needle blade, above the scarf and below the reinforced blade.

Available needle sizes are always specified in the Canu-overview in NM and SIZE (cf. G.IV).
Compare the example on this page: 100 = NM
16 = SIZE (Asian/old SINGER designation)

In certain cases, system-specific size designations are also used.

Example:	Schiffli needles	NM 100	= SIZE 2
	System 459 R	NM 100	= SIZE 11
	Union Special	NM 100	= SIZE 040

Further size designations can be found in the table beside.

SCHMETZ emplea básicamente la denominación métrica de grosor **NM (1/100 [mm])**.
La denominación NM indica el diámetro en el sector cilíndrico del tronco de la aguja por encima de su rebaje y por debajo del tronco reforzado.

Los grosores de aguja disponibles se indican siempre en la vista general del Canu (véase G.IV) en NM y en SIZE. Compare para ello el ejemplo de agujas de esta página:
100 = NM
16 = SIZE (Asian/antigua denominación de SINGER para el grosor)

Adicionalmente a ello, en casos especiales se relacionan denominaciones de grosores específicados conforme al sistema.

Ejemplo:	Agujas Schiffli	NM 100	= SIZE 2
	Sistema 459 R	NM 100	= SIZE 11
	Union Special	NM 100	= SIZE 040

Para más denominaciones de grosores, vea la tabla de la página al lado.

SCHMETZ utilise principalement la désignation métrique de grosseur **NM (1/100 [mm])**.
Le chiffre NM indique le diamètre dans la zone cylindrique de la tige d'aiguille au-dessus de l'encoche et en-dessous du renforcement de la tige.

Les grosseurs d'aiguille disponibles sont toujours indiquées en NM et en SIZE dans la liste Canu (voir G.IV).
Voir l'exemple de comparaison sur cette page: 100 = NM
16 = SIZE (Asian/ancienne désignation de grosseur SINGER)

En outre, des désignations de grosseurs spécifiques sont indiquées dans des cas particuliers.

Exemple:	Aiguilles Schiffli	NM 100	= SIZE 2
	Système 459 R	NM 100	= SIZE 11
	Union Special	NM 100	= SIZE 040

Vous trouverez d'autres désignations de grosseur dans le tableau de la page à côté.

SCHMETZ verwendet grundsätzlich die metrische Dickenbezeichnung **NM (1/100 [mm])**.
Die NM gibt den Durchmesser im zylindrischen Bereich des Nadelschaftes oberhalb der Hohlkehle und unterhalb der Schaftverdickung an.

Die verfügbaren Nadeldicken werden in der Canu-Übersicht (vgl. G.IV) immer in NM und in SIZE angegeben.
Vergleichen Sie dazu das Nadelbeispiel auf dieser Seite: 100 = NM
16 = SIZE (Asian/alte SINGER-Dickenbezeichnung)

Zusätzlich werden in besonderen Fällen systemspezifische Dickenbezeichnungen aufgeführt.

Beispiel:	Schiffli-Nadeln	NM 100	= SIZE 2
	System 459 R	NM 100	= SIZE 11
	Union Special	NM 100	= SIZE 040

Weitere Dickenbezeichnungen finden Sie in der nebenstehenden Tabelle.

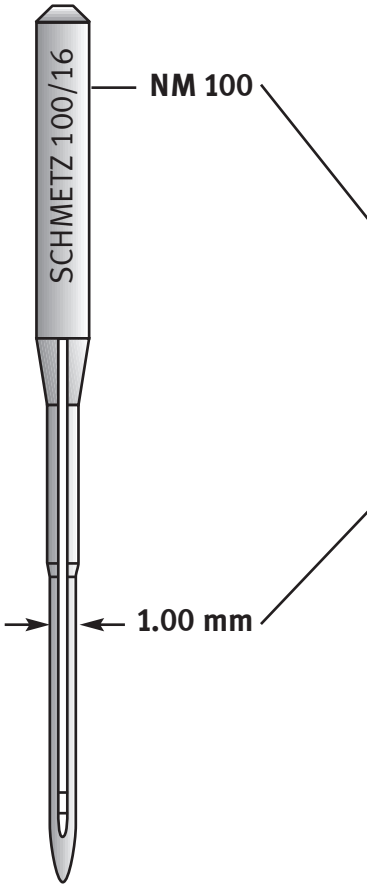

Comparison table of equivalent needle sizes
Tabla de comparación de grosores identicos
Tableau de comparaison des grosseurs identiques
Vergleichstabelle identischer Nadeldicken

NM	Asian/ old SINGER	Union Special	System 292	System 459 R	Schiffli Needles	Hook Needles	US-Blindstitch short 251	US-Blindstitch long 251 Lg	Lewis curved	Lewis straight	Merrow
NM	Asian/ antiguo SINGER	Union Special	Sistema 292	Sistema 459 R	Agujas Schiffli	Agujas con gancho	US-Blindstitch corto 251	US-Blindstitch largo 251 Lg	Lewis curvado	Lewis recto	Merrow
NM	Asian/ ancien SINGER	Union Special	Système 292	Système 459 R	Aiguilles Schiffli	Aiguilles à crochet	US-Blindstitch courte 251	US-Blindstitch longue 251 Lg	Lewis courbée	Lewis droite	Merrow
NM	Asian/ alte SINGER	Union Special	System 292	System 459 R	Schiffli Nadeln	Haken Nadeln	US-Blindstitch kurz 251	US-Blindstitch lang 251 Lg	Lewis gebogen	Lewis gerade	Merrow
35	2		23	22							
40	3		22	21							
45	4		21	20							
50	5		20	19							
55	6	022	18	18							3/0
60	8		16	17		2/0			2		2/0
65	9	025	14	16			0				0
70	10	027	13	15	2/0	1	1/2	05	2 1/2	10	1
75	11	029	12	14			1	10			
80	12	032	11	13	0	2	1 1/2	15	3	12	2
85	13		10				2	20			
90	14	036	9	12	1	3	2 1/2	25	3 1/2	14	3
95	15		8				3	30			
100	16	040	7	11	2	4	3 1/2	35	4	16	4
105	17							40			
110	18	044	6	10	3	5	4	45	4 1/2	18	5
120	19	048	4	9		6	4 1/2	55	5	19	6
125	20	049								20	
130	21		3	8	4	7	5				7
140	22	054	2	7	5	8	5 1/2		5 1/2		
150		060	1	6			6		6		8
160	23		0		6						
170		067			7						9
180	24	073							7		
190											
200	25	080									
230	26	090									
250	27	100									
280	28	110									
300	29	120									
330	30	130									
350	31	140									
380	32										
400	33	156									
430	34	172									
460	35										
480	36	188									

Needle points
Puntas de agujas
Pointes d'aiguilles
Spitzenformen

Point symbols Simbolos de puntas Symboles de pointes Spitzensymbole	Canu-supplement Canu-suplemento Canu-supplément Canu-Zusatz	System-supplement Suplemento de sistema Supplément de système System-Zusatzbezeichnung						Description Denominación Désignation Beschreibung
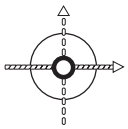		R (R)	SET					normal round point punta redonda normal pointe ronde normale normale Rundspitze
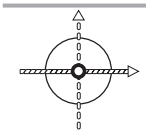	MA	SPI	S SET	RS				acute round point punta redonda aguda pointe ronde pointue spitze Rundspitze
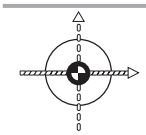	EB	SES	L BALL	FFG	SIN	J	R-K	light ball point punta de bola fina petite pointe bille kleine Kugelspitze
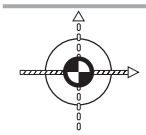	FB	SUK	M BALL	FG	SI	B	R-KB	medium ball point punta de bola mediana pointe bille moyenne mittlere Kugelspitze
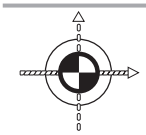	PB	SKF	H BALL	G		Y		heavy ball point punta de bola grande grande pointe bille große Kugelspitze
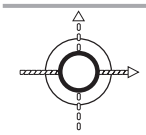	KC	SKL						special ball point punta de bola especial pointe bille spéciale Spezial-Kugelspitze
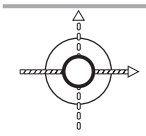	JB	STU						heavy rounded point for sewing on buttons punta redonda para pegar botones pointe émoussée pour coudre les boutons große gerundete Rundspitze zum Knopfannähen
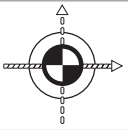	JD	STR	TR					special ball point for Schiffli needles punta de bola especial para Schiffli pointe spéciale pour aiguilles Schiffli Spezial-Kugelspitze bei Schiffli-Nadeln
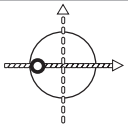	CC							eccentric point 0° *) punta eccéntrica 0° *) pointe excentrique 0° *) exzentrische Rundspitze 0° *)
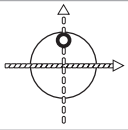	BA							eccentric point 270° *) punta eccéntrica 270° *) pointe excentrique 270° *) exzentrische Rundspitze 270° *)
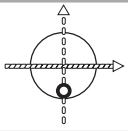	DA							eccentric point 90° *) punta eccéntrica 90° *) pointe excentrique 90° *) exzentrische Rundspitze 90° *)
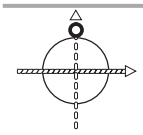	OC							eccentric point extending beyond blade 270° *) punta eccéntrica fuera del tronco 270° *) pointe excentrique hors de la tige 270° *) exzentrische Rundspitze außerhalb des Schaftes 270° *)
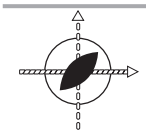	AX	LR	R TW					reverse twist point punta cortante a la derecha pointe cuir tranchant à droite Schneidspitze rechtsschneidend

*) Point position in degrees to long groove, anti clockwise
*) Posición de la punta en °, partiendo de la ranura larga contra el sentido del reloj
*) Position des pointes en °, sortant de la rainure longue en sens inverse des aiguilles d'une montre
*) Spitzenposition in °, beginnend bei langer Rinne, gegen den Uhrzeigersinn

Needle points
Puntas de agujas
Pointes d'aiguilles
Spitzenformen

Point symbols Simbolos de puntas Symboles de pointes Spitzensymbole	Canu-supplement Canu-suplemento Canu-supplément Canu-Zusatz	System-supplement Suplemento de sistema Supplément de système System-Zusatzbezeichnung		Description Denominación Désignation Beschreibung
	BX	VR	R TW SP	reverse twist spear point punta de cuatro cortes a la derecha pointe de lance tranchant à droite Vierschliffspitze rechtsschneidend
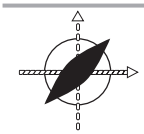	AV	LBR	WD R TW	wide reverse twist point punta muy ancha cortante a la derecha pointe cuir très large tranchant à droite sehr breite Schneidspitze rechtsschneidend
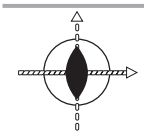	JL	S	N CR	narrow cross point punta de pala pointe bêche Spatenspitze
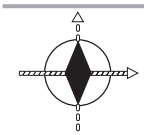	KJ	DI	DIA	diamond point punta de diamante pointe diamante Diamantspitze
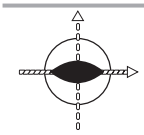	DL	P	NW	narrow wedge point punta perlada pointe perlée Perlspitze
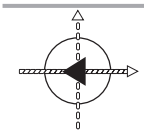	ME	SD1	TRI TIP	triangular tipped round point punta redonda con peqeña granulación triangular pointe ronde a petite granulation triangulaire Rundspitze mit Dreikantkörnung
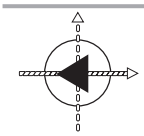	MG	DH		half triangular point punta triangular mediana pointe triangulaire moyenne halbe Dreikantspitze
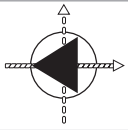	MF	D	TRI	triangular point punta triangular pointe triangulaire Dreikantspitze
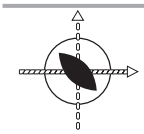	AS	LL	TW	twist point punta cortante a la izquierda pointe cuir tranchant à gauche Schneidspitze linksschneidend
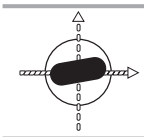	NJ	STAY	SP W	Stay point punta Stay pointe Stay Stayspitze
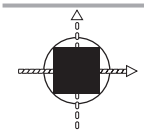	NF	Q	SQ	square point punta cuadrada pointe carrée quadratische Spitze

System-overview
Tabla de sistemas
Tableau de systèmes
System-Übersicht

G.II

FERD. SCHMETZ GMBH Bicherouxstraße 53 – 59
D-52134 Herzogenrath (Germany)
Tel. +49/(0) 24 06/85-0
Fax +49/(0) 24 06/85-222
Internet http://www.schmetz.com
E-Mail: info@schmetz.com

SCHMETZ
NEEDLES SINCE 1851

System-overview (Assortment strict numerical)
Tabla de sistemas (Clasificación estrictamente numérico)
Tableau de systèmes (Assortiment strictement numérique)
System-Übersicht (Sortierung streng numerisch)

System Sistema Système System	PG GP GP PG	Canu	Segment Segmento Segment Segment
GLOVERS NEEDLES		99:90 2	P.I
KÜRSCHNER NADELN		99:90 2	P.I
SADDLERS/HARNESS-NEEDLES		99:93 2	P.G
STRAMIN NADELN-OHNE SPITZE		99:93 2	P.G
AIX1	060	01:05MA2	P.I
BQX1	030	30:15JB1	P.D
BQX1 SES	030	30:15EB1	P.A
BQX1 SUK	030	30:15FB1	P.A
CPX1	070	23:10 1	P.G
CYX1	150	50:05XA1	P.A
DAX1	010	04:45 1	P.A
DAX1 SES	010	04:45EB1	P.A
DAX1 SUK	010	04:45FB1	P.A
DBX1 (1)	010	14:25 1	P.A, P.E
DBX1 (2)	010	20:05 1	P.A, P.E
DBX1 BLUK. (1)	010	14:25 3	P.C
DBX1 SD1 (1)	010	14:25ME1	P.F
DBX1 SD1 (2)	030	20:05ME1	P.F
DBX1 SD1 SERV 7 (1)	030	14:25ME17	P.C, P.F
DBX1 SD1 SERV 7 (2)	030	20:05ME17	P.C, P.F
DBX1 SERV 7 (1)	010	14:25 17	P.C, P.E
DBX1 SERV 7 (2)	010	20:05 17	P.C
DBX1 SES (1)	010	14:25EB1	P.A, P.E
DBX1 SES (2)	010	20:05EB1	P.A, P.E
DBX1 SES SERV 7 (1)	010	14:25EB17	P.C, P.E
DBX1 SES SERV 7 (2)	010	20:05EB17	P.C
DBX1 SKF (1)	010	14:25PB1	P.A
DBX1 SPI (1)	010	14:25MA1	P.A, P.E
DBX1 SUK (1)	010	14:25FB1	P.A, P.E
DBX1 SUK (2)	010	20:05FB1	P.A, P.E
DBX1 SUK SERV 7 (1)	010	14:25FB17	P.C, P.E
DBX1 SUK SERV 7 (2)	010	20:05FB17	P.C
DCX1	040	03:33 1	P.A
DCX1 SES	040	03:33EB1	P.A
DCX1 SUK	040	03:33FB1	P.A
DDX1	090	50:10 1	P.A
DMX1	040	03:33 1	P.A

System Sistema Système System	PG GP GP PG	Canu	Segment Segmento Segment Segment
DMX1 SES	040	03:33EB1	P.A
DMX1 SUK	040	03:33FB1	P.A
DNX1	110	45:30 1	P.J
DNX1 Q	130	45:30NG1	P.J
DPX1	020	06:50 1	P.A
DVX1	040	36:05 1	P.A
DVX1 SES	040	36:05EB1	P.A
DVX1 SUK	040	36:05FB1	P.A
EBX1	030	49:05 1	P.H
FVX1	040	30:30 1	P.A
PHX1	170	52:52EB2	P.G
PHX1 SM	180	52:51 2	P.G
POX1	060	23:65 1	P.J
REX1	090	52:25 1	P.A
SHX1	060	46:10 1	P.G
SHX1 STR	060	46:10JD1	P.G
SHX1 SUK	060	46:10FB1	P.G
TFX1	010	12:05 1	P.A, P.E
TLX1	170	04:25EB1	P.A
TLX1 SUK	170	04:25FB1	P.A
TQX1	020	27:90JB1	P.D
TQX1 SES	020	27:90EB1	P.D
TQX1 SUK	020	27:90FB1	P.D
TVX1	050	27:45 1	P.A
TVX1 SES	050	27:45EB1	P.A
DBXF2	040	14:25AX1	P.F
DDX2	110	50:10AS1	P.F
DDX2 DI	120	50:10KJ1	P.F
DDX2 LR	110	50:10AX1	P.F
DDX2 S	120	50:10JL1	P.F
EBX2	090	49:07 1	P.H
EBX2 SES	090	49:07EB1	P.H
FLX2 A	070	23:46 1	P.A
FLX2 A SES	070	23:46EB1	P.A
FLX2 A SUK	070	23:46FB1	P.A
REX2	090	52:26 1	P.A
TFX2 D	030	12:05MF1	P.F

(1) ≤ NM 110 SIZE 18
(2) ≥ NM 120 SIZE 19

System Sistema Système System	PG GP GP PG	Canu	Segment Segmento Segment Segment
TFX2 LR	030	12:05AX1	P.F
TIX2	070	16:05MF1	P.F
BQX3	030	30:15 1	P.A
BQX3 SES	030	30:15EB1	P.A
BQX3 SUK	030	30:15FB1	P.A
CEX3	170	52:53 2	P.G
DFX3	110	17:10 1	P.G
DYX3	120	53:20 1	P.A
DYX3 LR	150	53:20AX1	P.F
DYX3 S	150	53:20JL1	P.F
EBX3	100	52:23 1	P.H
EBX3 SES	100	52:23EB1	P.H
LQX3	040	09:35VA1	P.D
LWX3 T	170	39:70CC1	P.B
SHX3	060	46:20 1	P.G
SHX3 STR	060	46:20JD1	P.G
SHX3 SUK	060	46:20FB1	P.G
TQX3	030	44:15JB1	P.D
TVX3	070	38:00 1	P.A
TVX3 BLUK.	070	38:00 3	P.C
TVX3 SES	070	38:00EB1	P.A
TVX3 SES SERV 7	070	38:00EB17	P.C
TVX3 SKL	070	38:00KC1	P.A
TVX3 SUK	070	38:00FB1	P.A
TVX3 SUK BLUK.	070	38:00FB3	P.C
TVX3 SUK SERV 7	070	38:00FB17	P.C
DIX4	050	35:15AS1	P.F
DIX4 LR	050	35:15AX1	P.F
DRX4	220	52:40NF1	P.J
LWX4 T	170	39:70CC1	P.B
TFX4	030	12:05YL1	P.F
TIX4	070	16:05DL1	P.F
BCX5	140	35:18 1	P.J
D-5	140	35:18 1	P.J
DBXK5	010	13:80 1	P.G
DBXK5 KK	010	10:60 1	P.G
DBXK5 KK SES	010	10:60EB1	P.G

System Sistema Système System	PG GP GP PG	Canu	Segment Segmento Segment Segment
DBXK5 KK SUK	010	10:60FB1	P.G
DBXK5 SD1	030	13:80ME1	P.G
DBXK5 SES	010	13:80EB1	P.G
DBXK5 SPI	010	13:80MA1	P.G
DBXK5 SUK	010	13:80FB1	P.G
DMX5	090	05:50 1	P.A
DOX5	050	05:70 1	P.E
DOX5 SPI	050	05:70MA1	P.E
DP-P5	070	20:55AA1	P.A
DPX5	010	20:05 1	P.A, P.E
DPX5 BLUK.	010	20:05 3	P.C
DPX5 SD1	030	20:05ME1	P.F
DPX5 SD1 SERV 7	030	20:05ME17	P.C,P.F
DPX5 SERV 7	010	20:05 17	P.C
DPX5 SES	010	20:05EB1	P.A, P.E
DPX5 SES SERV 7	010	20:05EB17	P.C
DPX5 SKF	010	20:05PB1	P.A
DPX5 SKL	010	20:05KC1	P.A
DPX5 SPI	010	20:05MA1	P.A, P.E
DPX5 SPI SERV 7	010	20:05MA17	P.C
DPX5 SUK	010	20:05FB1	P.A, P.E
DPX5 SUK SERV 7	010	20:05FB17	P.C
EBX5	070	30:55 1	P.A
LQX5	030	09:20 1	P.A
LWX5 T	170	43:75CC1	P.B
LWX5 T SES	170	43:75CB1	P.B
NBX5	090	07:05MA2	P.J
TVX5	060	44:31 1	P.A
TVX5 SERV 7	060	44:31 17	P.C
TVX5 SES	060	44:31EB1	P.A
LWX6 T	190	43:45CC1	P.B
LWX6 T SES	190	43:45CB1	P.B
TFX6	030	12:05WL1	P.F
7X3	120	53:20 1	P.A
7X23	140	51:35 1	P.A
LWX7 T	220	27:55BA1	P.B
TQX7	030	47:42JB1	P.D

System Sistema Système System	PG GP GP PG	Canu	Segment Segmento Segment Segment
TQX7 SES	030	47:42EB1	P.D
TQX7 SUK	030	47:42FB1	P.D
TVX7	060	27:50 1	P.A
TVX7 SES	060	27:50EB1	P.A
TVX7 SUK	060	27:50FB1	P.A
DPX8	040	20:05KJ1	P.F
FOX9	030	34:35 1	P.A
SH-K9	070	46:11 1	P.G
SH-K9 STR	070	46:11JD1	P.G
SH-K9 SUK	070	46:11FB1	P.G
TQX9	030	47:35JB1	P.D
CPX12	210	27:60 1	P.G
DMX13	050	03:28 1	P.A
DMX13 SES	050	03:28EB1	P.A
DMX13 SUK	050	03:28FB1	P.A
14 SP	080	45:13NG1	P.J
TQ-N14	050	47:30JB1	P.D
16X1	010	12:05 1	P.A, P.E
16X2 R TW	030	12:05AX1	P.F
16X2 TRI	030	12:05MF1	P.F
16X4 NW	030	12:05YL1	P.F
16X6 NW	030	12:05WL1	P.F
16X26 NW	050	11:60WL1	P.F
16X63	050	41:05 1	P.A
16X95	010	14:20 1	P.A
16X95 SERV 7	010	14:20 17	P.C
16X95 SES	010	14:20EB1	P.A
16X95 SES SERV 7	010	14:20EB17	P.C
16X95 SUK SERV 7	010	14:20FB17	P.C
16X230 R TW	040	14:25AX1	P.F
16X231	010	14:25 1	P.A, P.E
16X231 BLUK.	010	14:25 3	P.C
16X231 SD1	030	14:25ME1	P.F
16X231 SD1 SERV 7	030	14:25ME17	P.C, P.F
16X231 SERV 7	010	14:25 17	P.C, P.E
16X231 SES	010	14:25EB1	P.A, P.E
16X231 SES SERV 7	010	14:25EB17	P.C, P.E

System Sistema Système System	PG GP GP PG	Canu	Segment Segmento Segment Segment
16X231 SKF	010	14:25PB1	P.A
16X231 SPI	010	14:25MA1	P.A,P.E
16X231 SUK	010	14:25FB1	P.A, P.E
16X231 SUK SERV 7	010	14:25FB17	P.C, P.E
16X246 NW	050	11:60YL1	P.F
DPX16	060	37:20DL1	P.F
DPX16 D	060	37:20MF1	P.F
DPX16 DIA	060	37:20KJ1	P.F
DPX16 LR	060	37:20AX1	P.F
DBXF17	060	14:25JL1	P.F
DPX17	020	37:20 1	P.A
DPX17 BLUK.	020	37:20 3	P.C
DPX17 SD1	040	37:20ME1	P.F
DPX17 SERV 7	020	37:20 17	P.C
DPX17 SES	020	37:20EB1	P.A
DPX17 SUK	020	37:20FB1	P.A
TIX21	030	16:05 1	P.A
DYX23	140	51:35 1	P.A
TVX25	060	27:50 1	P.A
TVX25 SES	060	27:50EB1	P.A
B-26	050	03:08 1	P.A
RMX26	050	03:08 1	P.A
B-27	040	03:36 1	P.A
B-27 BLUK.	040	03:36 3	P.C
B-27 SES	040	03:36EB1	P.A
B-27 SKF	040	03:36PB1	P.A
B-27 SKL	040	03:36KC1	P.A
B-27 SPI	040	03:36MA1	P.A
B-27 SUK	040	03:36FB1	P.A
DCX27	040	03:36 1	P.A
DCX27 BLUK.	040	03:36 3	P.C
DCX27 SES	040	03:36EB1	P.A
DCX27 SKF	040	03:36PB1	P.A
DCX27 SKL	040	03:36KC1	P.A
DCX27 SPI	040	03:36MA1	P.A
DCX27 SUK	040	03:36FB1	P.A
29-BB	220	27:55BA1	P.B

System Sistema Système System	PG GP GP PG	Canu	Segment Segmento Segment Segment
29-BD	170	23:83CC1	P.B
29-BL	190	43:45CC1	P.B
29-BL SES	190	43:45CB1	P.B
29-C-150	070	23:10 1	P.G
29-C-151	210	27:60 1	P.G
29-CA	170	39:70CC1	P.B
29-CB	170	43:75CC1	P.B
29-CB SES	170	43:75CB1	P.B
29-DEA	070	23:10 1	P.G
29-DHA	210	27:60 1	P.G
29-LSS	030	47:35JB1	P.D
29-S	020	27:90JB1	P.D
29-S SES	020	27:90EB1	P.D
29-S SUK	020	27:90FB1	P.D
29X3	020	35:15 1	P.A
29X4 R TW	050	35:15AX1	P.F
29X4 TW	050	35:15AS1	P.F
29-13	170	23:83CC1	P.B
29-49	190	43:45CC1	P.B
29-49 SES	190	43:45CB1	P.B
B-29	060	03:69 1	P.A
B-29 A	060	03:69 1	P.A
B-29 A SES	060	03:69EB1	P.A
B-29 A SPI	060	03:69MA1	P.A
B-29 A SUK	060	03:69FB1	P.A
B-29 SES	060	03:69EB1	P.A
B-29 SPI	060	03:69MA1	P.A
B-29 SUK	060	03:69FB1	P.A
RMX29	060	03:69 1	P.A
RMX29 SES	060	03:69EB1	P.A
RMX29 SPI	060	03:69MA1	P.A
RMX29 SUK	060	03:69FB1	P.A
31X1	040	30:30 1	P.A
34 (R)	010	12:05 1	P.A, P.E
34 D	030	12:05MF1	P.F
34 LR	030	12:05AX1	P.F
34 PCL	030	12:05YL1	P.F

System Sistema Système System	PG GP GP PG	Canu	Segment Segmento Segment Segment
34 PCR	030	12:05WL1	P.F
35:18	140	35:18 1	P.J
35:19 NF	160	35:19NF1	P.J
DPX35	030	32:10 1	P.A
DPX35 CL	060	32:10XA1	P.A
DPX35 CR	060	32:10UA1	P.A
DPX35 D	040	32:10MF1	P.F
DPX35 K	040	32:05JB1	P.D
DPX35 LR	040	32:10AX1	P.F
DPX35 PCL	060	32:10YL1	P.F
DPX35 S	040	32:10JL1	P.F
DPX35 SD1	050	32:10ME1	P.F
DPX35 SD1 SERV 7	050	32:10ME17	P.C, P.F
DPX35 SERV 7	030	32:10 17	P.C
DPX35 SES	030	32:10EB1	P.A
DPX35 SES SERV 7	030	32:10EB17	P.C
DPX35 SUK	030	32:10FB1	P.A
DPX35 VR	040	32:10BX1	P.F
B-39 SPI	040	26:37MA1	P.A
DPX39	020	21:30 1	P.A
46X1	060	23:65 1	P.J
46X2 TRI	080	23:65MF1	P.J
48.50	090	49:07 1	P.H
48.50 SES	090	49:07EB1	P.H
48.51	030	49:05 1	P.H
SH-E56	060	47:59 1	P.G
DVX57	080	33:30 1	P.A
DVX57 BLUK.	080	33:30 3	P.C
DVX57 SERV 7	080	33:30 17	P.C
DVX57 SES	080	33:30EB1	P.A
DVX57 SUK	080	33:30FB1	P.A
DVX59	090	44:36 1	P.A
DVX59 BLUK.	090	44:36 3	P.C
60 M	170	04:25EB1	P.A
60 M SUK	170	04:25FB1	P.A
62X40 TRI	090	33:30MF1	P.F
62X45	060	44:31 1	P.A

System Sistema Système System	PG GP GP PG	Canu	Segment Segmento Segment Segment
62X45 SERV 7	060	44:31 17	P.C
62X45 SES	060	44:31EB1	P.A
62X57	080	33:30 1	P.A
62X57 BLUK.	080	33:30 3	P.C
62X57 SERV 3	080	33:30 13	P.A
62X57 SERV 7	080	33:30 17	P.C
62X57 SES	080	33:30EB1	P.A
62X57 SUK	080	33:30FB1	P.A
62X59	090	44:36 1	P.A
62X59 BLUK.	090	44:36 3	P.C
62X85	100	47:28 1	P.A
B-63	040	35:40 1	P.A
B-63 BLUK.	040	35:40 3	P.C
B-63 SES	040	35:40EB1	P.A
B-63 SKL	040	35:40KC1	P.A
B-63 SPI	040	35:40MA1	P.A
B-63 SUK	040	35:40FB1	P.A
DVX63	040	35:40 1	P.A
DVX63 BLUK.	040	35:40 3	P.C
DVX63 SES	040	35:40EB1	P.A
DVX63 SKL	040	35:40KC1	P.A
DVX63 SPI	040	35:40MA1	P.A
DVX63 SUK	040	35:40FB1	P.A
TFX63	050	41:05 1	P.A
B-64	040	26:30 1	P.A
B-64 BLUK.	040	26:30 3	P.C
B-64 SES	040	26:30EB1	P.A
B-64 SUK	040	26:30FB1	P.A
TVX64	040	26:30 1	P.A
TVX64 BLUK.	040	26:30 3	P.C
TVX64 SES	040	26:30EB1	P.A
TVX64 SUK	040	26:30FB1	P.A
B-67	060	31:28 1	P.A
B-67 SUK	060	31:28FB1	P.A
SMX67	060	31:28 1	P.A
SMX67 SUK	060	31:28FB1	P.A
68X3	040	09:35VA1	P.D

System Sistema Système System	PG GP GP PG	Canu	Segment Segmento Segment Segment
68X5	030	09:20 1	P.A
71 L	180	47:24FD1	P.J
71X1	010	14:20 1	P.A
71X1 SERV 7	010	14:20 17	P.C
71X1 SES	010	14:20EB1	P.A
71X1 SES SERV 7	010	14:20EB17	P.C
71X1 SUK SERV 7	010	14:20FB17	P.C
LAX71 EL	180	47:24FD1	P.J
81X1	040	03:33 1	P.A
81X1 SES	040	03:33EB1	P.A
81X1 SUK	040	03:33FB1	P.A
82X1	040	03:33 1	P.A
82X1 SES	040	03:33EB1	P.A
82X1 SUK	040	03:33FB1	P.A
82X13	050	03:28 1	P.A
82X13 SES	050	03:28EB1	P.A
82X13 SUK	050	03:28FB1	P.A
L 83 TOP	060	47:63 1	P.G
L 83 TOP SUK	060	47:63FB1	P.G
DPX85	040	32:14 1	P.A
DPX85 CL	070	32:14XA1	P.A
DPX85 CR	070	32:14UA1	P.A
88 HK	050	48:10 1	P.H
88X1	010	04:45 1	P.A
88X1 SES	010	04:45EB1	P.A
88X1 SUK	010	04:45FB1	P.A
88X9	010	04:45 1	P.A
88X9 SES	010	04:45EB1	P.A
88X9 SUK	010	04:45FB1	P.A
LAX88	050	48:10 1	P.H
SH-C92	060	47:61 1	P.G
94X5	090	07:05MA2	P.J
108X1	030	30:15JB1	P.D
108X1 SES	030	30:15EB1	P.A
108X1 SUK	030	30:15FB1	P.A
108X3	030	30:15 1	P.A
108X3 SES	030	30:15EB1	P.A

System Sistema Système System	PG GP GP PG	Canu	Segment Segmento Segment Segment
108X3 SUK	030	30:15FB1	P.A
UOX108 G	070	26:17 1	P.A
UOX108 G BLUK.	070	26:17 3	P.C
UOX108 G SUK	070	26:17FB1	P.A
UY 108 GHS	070	26:17FB1	P.A
UY 108 GKS	070	26:17 1	P.A
UY 108 GKS BLUK.	070	26:17 3	P.C
UY 108 GS	070	26:17 1	P.A
UY 108 GS BLUK.	070	26:17 3	P.C
0110	070	46:41 1	P.G
0110 SUK	070	46:41FB1	P.G
110 S	060	46:20 1	P.G
110 S STR	060	46:20JD1	P.G
110 S SUK	060	46:20FB1	P.G
110 S SUK SERV 6	060	46:20FB16	P.G
110 S TOP	060	47:65 1	P.G
110 S TOP STR	060	47:65JD1	P.G
110 S TOP SUK	060	47:65FB1	P.G
110 SA SUK	070	46:21FB1	P.G
110 SA TOP	060	47:66 1	P.G
110 SA TOP SUK	060	47:66FB1	P.G
UY 110 GAS	080	26:50 1	P.A
UY 110 GS	080	26:50 1	P.A
UYX110 GAS	080	26:50 1	P.A
UOX113 GS	080	26:65 1	P.A
UOX113 GS BLUK.	080	26:65 3	P.C
UOX113 GS SES	080	26:65EB1	P.A
UOX113 GS SES SERV 7	080	26:65EB17	P.C
UOX113 GS SUK	080	26:65FB1	P.A
UY 113 GHS	080	26:65EB1	P.A
UY 113 GHS SERV 7	080	26:65EB17	P.C
UY 113 GS	080	26:65 1	P.A
UY 113 GS BLUK.	080	26:65 3	P.C
UY 113 GS SES	080	26:65EB1	P.A
UY 113 GS SES SERV 7	080	26:65EB17	P.C
UY 113 GS SUK	080	26:65FB1	P.A
FLX118 A	090	24:08 1	P.A

System Sistema Système System	PG GP GP PG	Canu	Segment Segmento Segment Segment
FLX118 A SES	090	24:08EB1	P.A
FLX118 GBS	080	24:09 1	P.A
FLX118 GBS SES	080	24:09EB1	P.A
FLX118 GHS	080	24:09FB1	P.A
UY 118 GAS	090	24:08 1	P.A
UY 118 GAS SES	090	24:08EB1	P.A
UY 118 GBS	080	24:09 1	P.A
UY 118 GBS SES	080	24:09EB1	P.A
UY 118 GHS	080	24:09FB1	P.A
UY 118 GKS	090	24:10 1	P.A
UY 118 GKS SES	090	24:10EB1	P.A
UY 120 GHS	070	26:17FB1	P.A
UY 120 GS	070	26:17 1	P.A
UY 120 GS BLUK.	070	26:17 3	P.C
UY 121 GBS	040	38:43FB1	P.A
UY 121 GHS	040	36:05FB1	P.A
UY 121 GJS	070	37:90EB1	P.A
UY 121 GJS SUK	070	37:90FB1	P.A
UY 121 GS	040	36:05 1	P.A
UY 121 GS SES	040	36:05EB1	P.A
UY 121 GUS	040	37:92FB1	P.A
UY 121 GUS SERV 2	040	37:92FB12	P.A
UY 121 GWS	040	37:92EB1	P.A
UY 121 GXS	040	35:40EB1	P.A
UYX121 GBS	040	38:43FB1	P.A
126X9	030	34:35 1	P.A
126X11 SES SERV 1	110	47:45ZA11	P.H
128X1	030	16:05 1	P.A
128X3	030	16:05 1	P.A
128X4 NW	070	16:05DL1	P.F
128X20 TRI	070	16:05MF1	P.F
128X21	030	16:05 1	P.A
128X22 NW	070	16:05DL1	P.F
128X22 TRI	070	16:05MF1	P.F
UY 128 GAS	070	38:00 1	P.A
UY 128 GAS BLUK.	070	38:00 3	P.C
UY 128 GAS SERV 6	090	38:00 16	P.A

System Sistema Système System	PG GP GP PG	Canu	Segment Segmento Segment Segment
UY 128 GAS SES	070	38:00EB1	P.A
UY 128 GAS SES SERV 6	090	38:00EB16	P.A
UY 128 GAS SES SERV 7	070	38:00EB17	P.C
UY 128 GAS SKL	070	38:00KC1	P.A
UY 128 GBS	070	38:00FB1	P.A
UY 128 GBS BLUK.	070	38:00FB3	P.C
UY 128 GBS SERV 7	070	38:00FB17	P.C
UY 128 GHS	070	39:55FB1	P.A
UY 128 GLS	070	39:55FB1	P.A
UY 128 TAS	070	38:00 3	P.C
UYX128 GLS	070	39:55FB1	P.A
130 B	030	11:20 1	P.A
130 N	060	08:90 2	P.G
130X3	110	17:10 1	P.G
DBX130 B	030	11:20 1	P.A
UOX130 G	080	38:31 1	P.A
UOX130 G BLUK.	080	38:31 3	P.C
UY 130 GHS	080	39:62EB1	P.A
UY 130 GS	080	38:31 1	P.A
UY 130 GS BLUK.	080	38:31 3	P.C
UYX130 GHS	080	39:62EB1	P.A
UY 133 GS	090	37:40 1	P.A
UYX133 GS	090	37:40 1	P.A
134 (R)	010	20:05 1	P.A, P.E
134 (R) BLUK.	010	20:05 3	P.C
134 (R) SERV 7	010	20:05 17	P.C
134 B/1 SUK	050	20:08FB1	P.A
134 CL	040	20:05XA1	P.A
134 CL SUK	040	20:05WB1	P.A
134 CL SUK SERV 1	060	20:05WB11	P.A
134 CR	040	20:05UA1	P.A
134 CR SUK	040	20:05UB1	P.A
134 D	040	20:05MF1	P.F
134 DH	040	20:05MG1	P.F
134 DI	040	20:05KJ1	P.F
134 EK	070	20:55AA1	P.A
134 FORTE	020	19:40 1	P.C

System Sistema Système System	PG GP GP PG	Canu	Segment Segmento Segment Segment
134 K	040	19:25 1	P.D
134 K SES	040	19:25EB1	P.D
134 KK	010	18:60 1	P.A
134 KK D (1)	040	18:60MF1	P.F
134 KK D (2)	040	20:05MF1	P.F
134 KK DI (1)	040	18:60KJ1	P.F
134 KK DI (2)	040	20:05KJ1	P.F
134 KK LR (1)	040	18:60AX1	P.F
134 KK LR (2)	040	20:05AX1	P.F
134 KK P (1)	040	18:60DL1	P.F
134 KK P (2)	040	20:05DL1	P.F
134 KK PCL	040	18:60YL1	P.F
134 KK S	040	18:60JL1	P.F
134 KK SD1	030	18:60ME1	P.F
134 KK SES	010	18:60EB1	P.A
134 KK SUK	010	18:60FB1	P.A
134 KK VR (1)	040	18:60BX1	P.F
134 KK VR (2)	040	20:05BX1	P.F
134 KSP SERV 4	050	20:05 14	P.A
134 LBR	110	18:65AV1	P.F
134 LL	040	20:05AS1	P.F
134 LLCR	050	20:05TS1	P.F
134 LR	040	20:05AX1	P.F
134 P	040	20:05DL1	P.F
134 PCL	040	20:05YL1	P.F
134 PCL SERV 2	100	20:05YL12	P.F
134 PCR	040	20:05WL1	P.F
134 S	040	20:05JL1	P.F
134 S FLG-A	070	20:10JL1	P.F
134 SD1	030	20:05ME1	P.F
134 SD1 SERV 7	030	20:05ME17	P.C, P.F
134 SES	010	20:05EB1	P.A, P.E
134 SES SERV 7	010	20:05EB17	P.C
134 SKF	010	20:05PB1	P.A
134 SKL	010	20:05KC1	P.A
134 SPI	010	20:05MA1	P.A ,P.E
134 SPI SERV 7	010	20:05MA17	P.C

(1) ≤ NM 110 SIZE 18
(2) ≥ NM 120 SIZE 19

System Sistema Système System	PG GP GP PG	Canu	Segment Segmento Segment Segment
134 SUK	010	20:05FB1	P.A, P.E
134 SUK SERV 7	010	20:05FB17	P.C
134 VR	040	20:05BX1	P.F
134-35 (R)	030	32:10 1	P.A
134-35 CL	060	32:10XA1	P.A
134-35 CR	060	32:10UA1	P.A
134-35 D	040	32:10MF1	P.F
134-35 DH	050	32:10MG1	P.F
134-35 F SERV 1	070	32:11 11	P.A
134-35 FL SD1 SERV 7	090	32:12ME17	P.C, P.F
134-35 FL SERV 7	070	32:12 17	P.A
134-35 FORTE	030	32:09 1	P.C
134-35 K	040	32:05JB1	P.D
134-35 LR	040	32:10AX1	P.F
134-35 PCL	060	32:10YL1	P.F
134-35 PCR	060	32:10WL1	P.F
134-35 S	040	32:10JL1	P.F
134-35 SD1	050	32:10ME1	P.F
134-35 SD1 SERV 7	050	32:10ME17	P.C, P.F
134-35 SERV 7	030	32:10 17	P.C
134-35 SERV 8	060	32:10 18	P.A
134-35 SES	030	32:10EB1	P.A
134-35 SES SERV 7	030	32:10EB17	P.C
134-35 SUK	030	32:10FB1	P.A
134-35 VR	040	32:10BX1	P.F
B-134	010	18:60 1	P.A
B-134 SES	010	18:60EB1	P.A
B-134 SUK	010	18:60FB1	P.A
PFX134 CL	040	20:05XA1	P.A
PFX134 CL SUK	040	20:05WB1	P.A
PFX134 CR	040	20:05UA1	P.A
PFX134 CR SUK	040	20:05UB1	P.A
PFX134 D	040	20:05MF1	P.F
PFX134 K	040	19:25 1	P.D
PFX134 K SES	040	19:25EB1	P.D
PFX134 KK (1)	010	18:60 1	P.A
PFX134 KK D (1)	040	18:60MF1	P.F

System Sistema Système System	PG GP GP PG	Canu	Segment Segmento Segment Segment
PFX134 KK DI (1)	040	18:60KJ1	P.F
PFX134 KK LR (1)	040	18:60AX1	P.F
PFX134 KK P (1)	040	18:60DL1	P.F
PFX134 KK PCL (1)	040	18:60YL1	P.F
PFX134 KK S (1)	040	18:60JL1	P.F
PFX134 KK SES (1)	010	18:60EB1	P.A
PFX134 KK SUK (1)	010	18:60FB1	P.A
PFX134 KS	040	20:05JL1	P.F
PFX134 LL	040	20:05AS1	P.F
PFX134 LLCR	050	20:05TS1	P.F
PFX134 LR	040	20:05AX1	P.F
PFX134 P	040	20:05DL1	P.F
PFX134 PCL	040	20:05YL1	P.F
PFX134 PCR	040	20:05WL1	P.F
135X1	020	06:50 1	P.A
135X5	010	20:05 1	P.A, P.E
135X5 BLUK.	010	20:05 3	P.C
135X5 FORTE	020	19:40 1	P.C
135X5 SD1	030	20:05ME1	P.F
135X5 SD1 SERV 7	030	20:05ME17	P.C, P.F
135X5 SERV 7	010	20:05 17	P.C
135X5 SES	010	20:05EB1	P.A, P.E
135X5 SES SERV 7	010	20:05EB17	P.C
135X5 SKF	010	20:05PB1	P.A
135X5 SKL	010	20:05KC1	P.A
135X5 SPI	010	20:05MA1	P.A, P.E
135X5 SPI SERV 7	010	20:05MA17	P.C
135X5 SUK	010	20:05FB1	P.A, P.E
135X5 SUK SERV 7	010	20:05FB17	P.C
135X7 LGSCARF	010	19:13 1	P.A
135X8 DIA	040	20:05KJ1	P.F
135X8 N CR	040	20:05JL1	P.F
135X8 N R SP	040	20:05JL1	P.F
135X8 NW	040	20:05DL1	P.F
135X8 R TW	040	20:05AX1	P.F
135X8 R TW SP	040	20:05BX1	P.F
135X8 TRI	040	20:05MF1	P.F

(1) ≤ NM 110 SIZE 18

System Sistema Système System	PG GP GP PG	Canu	Segment Segmento Segment Segment
135X8 TW	040	20:05AS1	P.F
135X16 DIA	060	37:20KJ1	P.F
135X16 NW	060	37:20DL1	P.F
135X16 R TW	060	37:20AX1	P.F
135X16 TRI	060	37:20MF1	P.F
135X17	020	37:20 1	P.A
135X17 BLUK.	020	37:20 3	P.C
135X17 FLG-E SERV 6	070	37:20 16	P.A
135X17 SD1	040	37:20ME1	P.F
135X17 SERV 2	030	37:20 12	P.A
135X17 SERV 7	020	37:20 17	P.C
135X17 SES	020	37:20EB1	P.A
135X17 SUK	020	37:20FB1	P.A
135X39	020	21:30 1	P.A
137X1	170	52:52EB2	P.G
137X1 SM	180	52:51 2	P.G
142X5	050	05:70 1	P.E
142X5 SPI	050	05:70MA1	P.E
UOX143 G	110	45:30 1	P.J
UY 143 GS	110	45:30 1	P.J
UOX147 GA	080	45:43 1	P.J
UY 147 GS	080	45:43 1	P.J
149X1	050	27:45 1	P.A
149X1 SES	050	27:45EB1	P.A
149X3	070	38:00 1	P.A
149X3 BLUK.	070	38:00 3	P.C
149X3 SERV 6	090	38:00 16	P.A
149X3 SES	070	38:00EB1	P.A
149X3 SES SERV 6	090	38:00EB16	P.A
149X3 SES SERV 7	070	38:00EB17	P.C
149X3 SKL	070	38:00KC1	P.A
149X3 SUK	070	38:00FB1	P.A
149X3 SUK BLUK.	070	38:00FB3	P.C
149X3 SUK SERV 7	070	38:00FB17	P.C
149X4	080	38:00NG1	P.J
149X5	060	44:31 1	P.A
149X5 SERV 7	060	44:31 17	P.C

System Sistema Système System	PG GP GP PG	Canu	Segment Segmento Segment Segment
149X5 SES	060	44:31EB1	P.A
149X7	060	27:50 1	P.A
149X7 SES	060	27:50EB1	P.A
149X7 SUK	060	27:50FB1	P.A
149X25 (3)	060	27:50 1	P.A
149X25 SES (3)	060	27:50EB1	P.A
150	070	23:10 1	P.G
UOX150 G	060	21:05 1	P.A
UY 150 GAS	060	21:05 1	P.A
UY 150 GS	060	21:05 1	P.A
151 S	210	27:60 1	P.G
151X1	170	04:25EB1	P.A
151X1 SUK	170	04:25FB1	P.A
UNX154	200	06:62EB1	P.A
UY 154 FGS	150	06:60EB1	P.A
UY 154 GAS	150	06:60EB1	P.A
UY 154 GAS SES	150	06:60EB1	P.A
UY 154 GAS SKL	150	06:60KC1	P.A
UY 154 GCS	200	06:66EB1	P.A
UY 154 GFS	200	06:66FB1	P.A
UY 154 GHS	150	06:60FB1	P.A
UY 154 GJS	150	06:60FB1	P.A
UYX154 GAS	150	06:60EB1	P.A
UYX154 GAS SKL	150	06:60KC1	P.A
UYX154 GCS	200	06:66EB1	P.A
UYX154 GCS SUK	200	06:66FB1	P.A
UYX154 GHS	150	06:60FB1	P.A
B-155	080	09:02 1	P.A
BBX155	080	09:02 1	P.A
UY 162 SAS	170	05:56EB1	P.A
UOX163 GAS	070	30:62 1	P.A
UOX163 SES	070	30:62EB1	P.A
UY 163 GAS	070	30:62 1	P.A
UY 163 GAS SES	070	30:62EB1	P.A
175X1	020	27:90JB1	P.D
175X1 SES	020	27:90EB1	P.D
175X1 SUK	020	27:90FB1	P.D

(3) ≥ NM 110 SIZE 18

System Sistema Système System	PG GP GP PG	Canu	Segment Segmento Segment Segment
175X3	030	44:15JB1	P.D
175X7	030	47:42JB1	P.D
175X7 KK	050	47:30JB1	P.D
175X7 SES	030	47:42EB1	P.D
175X7 SUK	030	47:42FB1	P.D
175X9	030	47:35JB1	P.D
176X5	070	30:55 1	P.A
UOX180 G	050	23:05 1	P.A
UOX180 G SERV 1	050	23:05 11	P.A
UOX180 G SERV 7	050	23:05 17	P.C
UOX180 G SES	050	23:05EB1	P.A
UOX180 G SES SERV 7	050	23:05EB17	P.C
UOX180 GXS	050	23:05FB1	P.A
UOX180 GXS SERV 7	050	23:05FB17	P.C
UY 180 GLS	050	23:05FB1	P.A
UY 180 GLS SERV 7	050	23:05FB17	P.C
UY 180 GNS	050	23:05FB1	P.A
UY 180 GNS SERV 7	050	23:05FB17	P.C
UY 180 GS	050	23:05 1	P.A
UY 180 GS SERV 1	050	23:05 11	P.A
UY 180 GS SERV 7	050	23:05 17	P.C
UY 180 GS SES	050	23:05EB1	P.A
UY 180 GS SES SERV 7	050	23:05EB17	P.C
UY 180 GVS (1)	050	23:05 1	P.A
UY 180 GVS (2)	050	23:05 11	P.A
UY 180 GVS SERV 7	050	23:05 17	P.C
UY 180 GVS SES SERV 7	050	23:05EB17	P.C
UY 180 GXS	050	23:05FB1	P.A
UY 180 GXS SERV 7	050	23:05FB17	P.C
UY 180 GYS	050	23:05 1	P.A
UY 180 GYS SERV 1	050	23:05 11	P.A
UY 180 GYS SERV 7	050	23:05 17	P.C
UY 180 GYS SES	050	23:05EB1	P.A
UY 180 GYS SES SERV 7	050	23:05EB17	P.C
UY 180 L	050	23:04FB1	P.A
190 (R)	040	47:25 1	P.A
190 DH	070	47:25MG1	P.F

System Sistema Système System	PG GP GP PG	Canu	Segment Segmento Segment Segment
190 K	040	47:20JB1	P.D
190 LR	060	47:25AX1	P.F
190 SES	040	47:25EB1	P.A
MTX190	040	47:25 1	P.A
MTX190 K	040	47:20JB1	P.D
MTX190 LR	060	47:25AX1	P.F
MTX190 SES	040	47:25EB1	P.A
UY 191 GS	040	03:36 1	P.A
UY 191 GS BLUK.	040	03:36 3	P.C
UY 191 GS SES	040	03:36EB1	P.A
UY 191 GS SKF	040	03:36PB1	P.A
UY 191 GS SKL	040	03:36KC1	P.A
UY 191 GS SPI	040	03:36MA1	P.A
UY 191 GS SUK	040	03:36FB1	P.A
UY 203 GS	100	25:08 1	P.J
UY 203 GS SERV 1	100	25:08 11	P.J
UY 203 GS SERV 2	100	25:08 12	P.J
UY 204 GS	100	25:09 1	P.J
UY 204 GS SERV 1	100	25:09 11	P.J
UY 204 GS SERV 2	100	25:09 12	P.J
214X1	090	50:10 1	P.A
214X2 DIA	120	50:10KJ1	P.F
214X2 N R SP	120	50:10JL1	P.F
214X2 R TW	110	50:10AX1	P.F
214X2 TW	110	50:10AS1	P.F
215 AH	040	48:21 1	P.H
215 AH SERV 7	040	48:21 17	P.C, P.H
215 AH SES	040	48:21EB1	P.H
215 AH SES SERV 1	050	48:21EB11	P.H
215 AH SES SERV 7	040	48:21EB17	P.C, P.H
215 AH SUK SERV 7	040	48:21FB17	P.C, P.H
LAX215	040	48:21 1	P.H
LAX215 SERV 7	040	48:21 17	P.C, P.H
LAX215 SES	040	48:21EB1	P.H
LAX215 SES SERV 1	050	48:21EB11	P.H
LAX215 SES SERV 7	040	48:21EB17	P.C, P.H
LAX215 SUK SERV 7	040	48:21FB17	P.C, P.H

(1) ≤ NM 130 SIZE 21
(2) ≥ NM 140 SIZE 22

System Sistema Système System	PG GP GP PG	Canu	Segment Segmento Segment Segment
216X1	150	50:05XA1	P.A
251	170	39:70CC1	P.B
251 EU	190	39:66CC1	P.B
251 LG	170	43:75CC1	P.B
251 LG SES	170	43:75CB1	P.B
LWX251 EU	190	39:66CC1	P.B
253 C	170	52:65 2	P.G
253 M (4)	170	52:60 2	P.G
253 M (5)	170	52:65 2	P.G
253 S/C	170	52:60 2	P.G
265	040	19:23 1	P.A
265 KK	040	18:61 1	P.A
265 SES	040	19:23EB1	P.A
265 SUK	040	19:23FB1	P.A
265-5	040	19:21 1	P.A
265-50 EO	050	19:24EB1	P.A
265-50 EO KSP	060	19:19FB1	P.A
265-50 EO SUK	050	19:24FB1	P.A
DPX265	050	19:24EB1	P.A
DPX265 SUK	050	19:24FB1	P.A
287 (1)	010	12:05 1	P.A, P.E
287 (2)	010	11:45 1	P.A
287 D	030	12:05MF1	P.F
287 K	020	10:05 1	P.D
287 LR (1)	030	12:05AX1	P.F
287 LR (2)	030	11:45AX1	P.F
287 PCL	030	12:05YL1	P.F
287 PCR	030	12:05WL1	P.F
287 WH (1)	010	14:25 1	P.A, P.E
287 WH (2)	010	14:20 1	P.A
287 WH BLUK.	010	14:25 3	P.C
287 WH SD1	030	14:25ME1	P.F
287 WH SD1 SERV 7	030	14:25ME17	P.C, P.F
287 WH SERV 7 (1)	010	14:25 17	P.C, P.E
287 WH SERV 7 (2)	010	14:20 17	P.C
287 WH SES (1)	010	14:25EB1	P.A, P.E
287 WH SES (2)	010	14:20EB1	P.A

System Sistema Système System	PG GP GP PG	Canu	Segment Segmento Segment Segment
287 WH SES SERV 7 (1)	010	14:25EB17	P.C, P.E
287 WH SES SERV 7 (2)	010	14:20EB17	P.C
287 WH SKF	010	14:25PB1	P.A
287 WH SPI	010	14:25MA1	P.A, P.E
287 WH SUK	010	14:25FB1	P.A, P.E
287 WH SUK SERV 7 (1)	010	14:25FB17	P.C, P.E
287 WH SUK SERV 7 (2)	010	14:20FB17	P.C
287 WK	030	13:22 1	P.G
287 WK H	030	13:22 1	P.G
287 WK H KK	020	10:05 1	P.D
287 WK H SES	030	13:22EB1	P.G
287 WK H SUK	030	13:22FB1	P.G
287 WK SES	030	13:22EB1	P.G
287 WK SUK	030	13:22FB1	P.G
DBX287 WKH	030	13:22 1	P.G
DBX287 WKH SES	030	13:22EB1	P.G
DBX287 WKH SUK	030	13:22FB1	P.G
292	070	01:30MA2	P.I
292 A	060	01:05MA2	P.I
292 SP	060	01:05MA2	P.I
EBX292	070	01:30MA2	P.I
300	170	43:75CC1	P.B
300 SES	170	43:75CB1	P.B
328 (R)	090	50:10 1	P.A
328 A	090	50:13 1	P.A
328 DI	120	50:10KJ1	P.F
328 FL-E	130	50:09 1	P.H
328 LL	110	50:10AS1	P.F
328 LR	110	50:10AX1	P.F
328 S	120	50:10JL1	P.F
0329	220	18:57 1	P.J
329	220	18:57 1	P.J
331 LR	190	55:70AX2	P.F
332 (R)	020	35:15 1	P.A
332 EXT.LG	070	52:14 1	P.A
332 LG	030	48:30 1	P.A
332 LGH KSP	040	48:29JB1	P.D

(1) ≤ NM 110 SIZE 18
(2) ≥ NM 120 SIZE 19
(4) ≤ NM 90 SIZE 14
(5) ≥ NM 100 SIZE 16

System Sistema Système System	PG GP GP PG	Canu	Segment Segmento Segment Segment
332 LL	050	35:15AS1	P.F
332 LL LG	060	48:30AS1	P.F
332 LR	050	35:15AX1	P.F
SMX332 EXT.LG	070	52:14 1	P.A
SMX332 LG KSP	040	48:29JB1	P.D
367 S	100	47:07MA1	P.J
367 S LG	100	47:08MA1	P.J
428 (6)	090	50:10 1	P.A
428 DI (6)	120	50:10KJ1	P.F
428 LL (6)	110	50:10AS1	P.F
428 LR (6)	110	50:10AX1	P.F
428 S (6)	120	50:10JL1	P.F
438	040	19:23 1	P.A
438 KK	040	18:61 1	P.A
438 SES	040	19:23EB1	P.A
438 SUK	040	19:23FB1	P.A
438-8	040	19:21 1	P.A
438-80 EO	050	19:24EB1	P.A
438-80 EO SUK	050	19:24FB1	P.A
DPX438	040	19:23 1	P.A
DPX438 KK	040	18:61 1	P.A
DPX438 SES	040	19:23EB1	P.A
DPX438 SUK	040	19:23FB1	P.A
459 LG DH	090	27:05MG1	P.F
459 LG SD1	070	27:05ME1	P.F
459 R	050	08:65MA1	P.I, P.J
459 R	050	08:65MA2	P.I, P.J
470 KA	080	38:50CA1	P.J
PFX470 KA	080	38:50CA1	P.J
500	050	31:60 1	P.J
501 (SC)	040	08:28 1	P.E
501 SES	040	08:28EB1	P.E
501 SUK	040	08:28FB1	P.E
503 (SC)	050	08:26 1	P.E
505 LG	050	31:60 1	P.J
LAX505	050	31:60 1	P.J
506 Q LG	110	45:10NF1	P.F

System Sistema Système System	PG GP GP PG	Canu	Segment Segmento Segment Segment
551	070	23:46 1	P.A
551 SES	070	23:46EB1	P.A
551 SUK	070	23:46FB1	P.A
555	070	23:45 1	P.A
FLX555	070	23:45 1	P.A
556 KH	040	19:25 1	P.D
556 KH SES	040	19:25EB1	P.D
558	060	18:58 1	P.A, P.E
558 SERV 7	060	18:58 17	P.C
558 SES	060	18:58EB1	P.A, P.E
558 SPI	060	18:58MA1	P.A, P.E
DOX558	060	18:58 1	P.A, P.E
DOX558 SERV 7	060	18:58 17	P.C
DOX558 SES	060	18:58EB1	P.A, P.E
DOX558 SPI	060	18:58MA1	P.A, P.E
561/1	070	23:45 1	P.A
561/2	070	23:46 1	P.A
561/2 SES	070	23:46EB1	P.A
561/2 SUK	070	23:46FB1	P.A
573 N	090	07:05MA2	P.J
621 D	100	03:40 1	P.A
660	210	27:53OC2	P.J
727 F	110	17:10 1	P.G
750 (SC)	070	08:30 1	P.E
750 SES	070	08:30EB1	P.E
750 SUK	070	08:30FB1	P.E
EBX750	070	08:30 1	P.E
EBX750 SES	070	08:30EB1	P.E
EBX750 SUK	070	08:30FB1	P.E
752	150	51:50MA2	P.J
EBX755	040	08:28 1	P.E
EBX755 B	050	08:26 1	P.E
EBX755 SES	040	08:28EB1	P.E
EBX755 SUK	040	08:28FB1	P.E
780 C	250	45:22 2	P.G
794	120	53:20 1	P.A
794 H FR	200	53:25 1	P.H

(6) ≥ NM 200 SIZE 25

System Sistema Système System	PG GP GP PG	Canu	Segment Segmento Segment Segment
794 LR	150	53:20AX1	P.F
794 S	150	53:20JL1	P.F
794 S SERV 1	150	53:20JL11	P.F
797 KH	040	19:25 1	P.D
797 KH SES	040	19:25EB1	P.D
0854	060	46:42 1	P.G
0854 SUK	060	46:42FB1	P.G
854 S	060	46:10 1	P.G
854 S STR	060	46:10JD1	P.G
854 S SUK	060	46:10FB1	P.G
854 S TOP	060	47:59 1	P.G
854 SA	070	46:11 1	P.G
854 SA STR	070	46:11JD1	P.G
854 SA SUK	070	46:11FB1	P.G
SMX854	060	46:42 1	P.G
SMX854 B	070	46:41 1	P.G
SMX854 B SUK	070	46:41FB1	P.G
SMX854 SUK	060	46:42FB1	P.G
UY 929 GS	080	38:00NG1	P.J
933	060	44:34MA1	P.A
934	060	27:41EB1	P.A
934 SES	060	27:41EB1	P.A
TVX934 SES	060	27:41EB1	P.A
UY 943 GS	130	45:30NG1	P.J
UYX943 GS	130	45:30NG1	P.J
UY 947 GS	110	45:20NG1	P.J
950	090	52:25 1	P.A
950 A	090	52:26 1	P.A
971 B/1	110	38:47 1	P.A
DVX971 B	110	38:47 1	P.A
1000 H	170	55:26MA1	P.A
MY 1001	040	36:05 1	P.A
MY 1001 SES	040	36:05EB1	P.A
MY 1001 SUK	040	36:05FB1	P.A
B-1014	090	34:15EB1	P.A
FLX1014 C	050	34:18FB1	P.A
FLX1014 D	050	34:18 1	P.A

System Sistema Système System	PG GP GP PG	Canu	Segment Segmento Segment Segment
MY 1014	050	34:20 1	P.A
MY 1014 A	050	34:20 1	P.A
MY 1014 B	080	34:22 1	P.A
MY 1014 B SES	080	34:22EB1	P.A
MY 1014 C	050	34:18FB1	P.A
MY 1014 D	050	34:18 1	P.A
MY 1014 H	080	34:21EB1	P.A
SMX1014 A	050	34:20 1	P.A
SMX1014 B	080	34:22 1	P.A
SMX1014 B SES	080	34:22EB1	P.A
MY 1023	040	03:36 1	P.A
MY 1023 BLUK.	040	03:36 3	P.C
MY 1023 SES	040	03:36EB1	P.A
MY 1023 SKF	040	03:36PB1	P.A
MY 1023 SKL	040	03:36KC1	P.A
MY 1023 SPI	040	03:36MA1	P.A
MY 1023 SUK	040	03:36FB1	P.A
1032 B 1/36	240	90:06 2	P.G
1032 B 1/38	240	90:05 2	P.G
DPN-1032 B 1/36	240	90:06 2	P.G
DPN-1032 B 1/38	240	90:05 2	P.G
1055 K	040	24:15 1	P.G
1065 K	060	24:20 1	P.G
DCX1072	100	03:40 1	P.A
MY 1072	100	03:40 1	P.A
1128	010	04:45 1	P.A
1128 SES	010	04:45EB1	P.A
1128 SUK	010	04:45FB1	P.A
1143 LG	190	54:01 2	P.J
SOP-1143 LG	190	54:01 2	P.J
1280	070	38:00 1	P.A
1280 KSP	070	37:90EB1	P.A
1280 KSP SES	070	37:90EB1	P.A
1280 KSP SUK	070	37:90FB1	P.A
1280 KSP-2	070	37:90EB1	P.A
1280 KSP-2 SUK	070	37:90FB1	P.A
1280 SES	070	38:00EB1	P.A

System Sistema Système System	PG GP GP PG	Canu	Segment Segmento Segment Segment
1280 SES SERV 7	070	38:00EB17	P.C
1280 SKL	070	38:00KC1	P.A
1280 SUK	070	38:00FB1	P.A
1280 SUK BLUK.	070	38:00FB3	P.C
1280 SUK SERV 7	070	38:00FB17	P.C
1373	060	21:05 1	P.A
1373 H	080	21:10 1	P.A
SY 1413-02	050	05:70MA1	P.E
SY 1413	050	05:70 1	P.E
1564	070	52:50 1	P.H
1564 FL-E	100	52:50 11	P.H
1567	050	08:65MA1	P.I, P.J
1567	050	08:65MA2	P.I, P.J
EBX1567	050	08:65MA1	P.I, P.J
EBX1567	050	08:65MA2	P.I, P.J
1571	060	23:65 1	P.J
1669	190	39:66CC1	P.B
1669 E EO	190	33:50CC1	P.B
LWX1669 E	190	33:50CC1	P.B
1671 E EO	190	45:47CC1	P.B
1717 DC	220	27:55BA1	P.B
1717 SRUE	190	23:86CC1	P.B
1717 TP	170	23:83CC1	P.B
1738 (A) (1)	010	14:25 1	P.A, P.E
1738 (A) BLUK. (1)	010	14:25 3	P.C
1738 (A) LR (1)	040	14:25AX1	P.F
1738 (A) S (1)	060	14:25JL1	P.F
1738 (A) SD1 (1)	030	14:25ME1	P.F
1738 (A) SD1 SERV 7 (1)	030	14:25ME17	P.C, P.F
1738 (A) SERV 7 (1)	010	14:25 17	P.C, P.E
1738 (A) SES (1)	010	14:25EB1	P.A, P.E
1738 (A) SES SERV 7 (1)	010	14:25EB17	P.C, P.E
1738 (A) SKF (1)	010	14:25PB1	P.A
1738 (A) SPI (1)	010	14:25MA1	P.A, P.E
1738 (A) SUK (1)	010	14:25FB1	P.A, P.E
1738 (A) SUK SERV 7 (1)	010	14:25FB17	P.C, P.E
1738 A (2)	010	14:20 1	P.A

System Sistema Système System	PG GP GP PG	Canu	Segment Segmento Segment Segment
1738 A SERV 7 (2)	010	14:20 17	P.C
1738 A SES (2)	010	14:20EB1	P.A
1738 A SES SERV 7 (2)	010	14:20EB17	P.C
1738 A SUK SERV 7 (2)	010	14:20FB17	P.C
1738 ES	010	10:60 1	P.G
1738 ES SES	010	10:60EB1	P.G
1738 ES SUK	010	10:60FB1	P.G
1738 KK ER	070	10:50DA1	P.A
DBX1738 KK ER	070	10:50DA1	P.A
1807 (D)	040	08:28 1	P.E
1807 (D) SES	040	08:28EB1	P.E
1807 (D) SUK	040	08:28FB1	P.E
1807 A	050	08:26 1	P.E
1807/2	050	08:26 1	P.E
1828 E	220	27:55BA1	P.B
1836	070	40:60 2	P.A
1886 KK	050	03:28 1	P.A
1886 KK SES	050	03:28EB1	P.A
1886 KK SUK	050	03:28FB1	P.A
SGX1906	010	19:18 1	P.A
SGX1906 SKF	010	19:18PB1	P.A
SGX1906 SKL	010	19:18KC1	P.A
SY 1906-01	010	19:18 1	P.A
SY 1906-06	010	19:18EB1	P.A
SY 1906-07	010	19:18FB1	P.A
SY 1906-08	010	19:18PB1	P.A
SY 1906	010	19:18 1	P.A
SY 1906 SKL	010	19:18KC1	P.A
SY 1955	010	20:05 1	P.A, P.E
SGX1963	010	19:18EB1	P.A
SY 1963	010	19:18EB1	P.A
SGX1965	010	19:18FB1	P.A
SY 1965	010	19:18FB1	P.A
SY 1966	010	19:18PB1	P.A
UOX1970	220	52:40NF1	P.J
UY 1970 G	220	52:40NF1	P.J
UOX1975	210	52:70NF2	P.J

(1) ≤ NM 110 SIZE 18
(2) ≥ NM 120 SIZE 19

System Sistema Système System	PG GP GP PG	Canu	Segment Segmento Segment Segment
UY 1975 GS	210	52:70NF2	P.J
1985	020	27:90JB1	P.D
1985 SES	020	27:90EB1	P.D
1985 SUK	020	27:90FB1	P.D
1987	030	47:35JB1	P.D
2000 A/38	240	90:10 2	P.D
2000 A/49	240	90:10 2	P.D
DG 2000	200	53:25 1	P.H
DPN-2000 A/38	240	90:10 2	P.D
DPN-2000 A/49	240	90:10 2	P.D
2018	030	44:15JB1	P.D
2019	070	23:45 1	P.A
2020	070	23:46 1	P.A
2020 SES	070	23:46EB1	P.A
2020 SUK	070	23:46FB1	P.A
2044	070	52:50 1	P.H
2044 FL-E	100	52:50 11	P.H
2077	050	41:05 1	P.A
2091	030	47:42JB1	P.D
2091 KK	050	47:30JB1	P.D
2091 SES	030	47:42EB1	P.D
2091 SUK	030	47:42FB1	P.D
2134-35	030	32:10 1	P.A
2134-35 CL	060	32:10XA1	P.A
2134-35 CR	060	32:10UA1	P.A
2134-35 SD1	050	32:10ME1	P.F
2134-35 SD1 SERV 7	050	32:10ME17	P.C, P.F
2134-35 SERV 7	030	32:10 17	P.C
2134-35 SES	030	32:10EB1	P.A
2134-35 SES SERV 7	030	32:10EB17	P.C
2134-35 SUK	030	32:10FB1	P.A
2134-85	040	32:14 1	P.A
2134-85 CL	070	32:14XA1	P.A
2134-85 CR	070	32:14UA1	P.A
2140 TP	190	43:45CC1	P.B
2140 TP SES	190	43:45CB1	P.B
2331	030	49:05 1	P.H

System Sistema Système System	PG GP GP PG	Canu	Segment Segmento Segment Segment
2331 F	090	49:07 1	P.H
2331 F EXT.LG	110	53:81 1	P.H
2331 F EXT.LG SPI	110	53:81MA1	P.H
2331 F LG	100	52:23 1	P.H
2331 F LG SES	100	52:23EB1	P.H
2331 F SES	090	49:07EB1	P.H
DK 2500	160	52:37 1	P.A
DPX2655	040	19:21 1	P.A
UY 3029 GHS	060	03:69EB1	P.A
UY 3029 GS	060	03:69 1	P.A
UY 3029 GS SPI	060	03:69MA1	P.A
UY 3029 GS SUK	060	03:69FB1	P.A
3201	030	09:20 1	P.A
3202 CR	070	09:21UA1	P.A
SMX3202 CR	070	09:21UA1	P.A
3207 CR	070	09:27UA1	P.A
SMX3207 CR	070	09:27UA1	P.A
SY 3260-06	080	33:30EB1	P.A
SY 3260-07	080	33:30FB1	P.A
SY 3260	080	33:30 1	P.A
SY 3355	020	37:20 1	P.A
3550	210	33:20DB1	P.J
3669 E	190	33:50CC1	P.B
SY 4112	090	44:36 1	P.A
SY 4112 BLUK.	090	44:36 3	P.C
4117	230	05:80CA2	P.J
SMX4117	230	05:80CA2	P.J
4118	230	08:48BA2	P.J
SMX4118	230	08:48BA2	P.J
4463 KK S	080	18:63BP1	P.F
4463-35	070	35:45 1	P.A
4463-35 BLUK.	070	35:45 3	P.C
UOX4463-35	070	35:45 1	P.A
UOX4463-35 BLUK.	070	35:45 3	P.C
UOX4463 KK S	080	18:63BP1	P.F
5300 FL-E	100	53:00 1	P.H
5463-35	090	35:46XA1	P.A

System Sistema Système System	PG GP GP PG	Canu	Segment Segmento Segment Segment
5640	080	33:30 1	P.A
5640 BLUK.	080	33:30 3	P.C
5640 D	090	33:30MF1	P.F
5640 SERV 7	080	33:30 17	P.C
5640 SES	080	33:30EB1	P.A
5640 SUK	080	33:30FB1	P.A
SY 7320	140	35:18 1	P.J
SGX7713	160	52:37 1	P.A
SY 7713	160	52:37 1	P.A
SY 7874	240	90:06 2	P.G
SY 7875	240	90:05 2	P.G
SY 7876	240	90:10 2	P.D
SY 7878	240	90:10 2	P.D
UY 8021 GS	070	30:62 1	P.A
UY 8021 GS SES	070	30:62EB1	P.A
SY 8145-01	160	52:18 1	P.H
SY 8145	160	52:18 1	P.H

System Sistema Système System	PG GP GP PG	Canu	Segment Segmento Segment Segment
SY 8160	150	50:03 1	P.H
SY 8160 CL FEK	150	50:06XA11	P.H
SY 8160 CL FEM	150	50:06XA12	P.H
SY 8168	140	52:50 11	P.H
UY 8454 GAS	200	06:62EB1	P.A
UY 8454 GAS SES	200	06:62EB1	P.A
UY 8454 GS	200	06:62EB1	P.A
SY 8760	020	19:18FB12	P.A
9168 FL	150	52:72 1	P.H
UY 9844 GA	220	52:40NF1	P.J
UY 9848 GS	210	52:70NF2	P.J
UOX9854	260	45:41NF2	P.J
UY 9854 GS	260	45:41NF2	P.J
UY 9858 GS	240	45:70 2	P.J
36211	040	24:07 1	P.A
UY 36211	040	24:07 1	P.A

Obsolete system designations in the SCHMETZ range

G.III

Denominaciones de sistemas obsoletas y los sistemas SCHMETZ

Désignations ne faisant plus partie du programme SCHMETZ

Im SCHMETZ-Programm nicht mehr verwendete Systembezeichnungen

FERD. SCHMETZ GMBH Bicherouxstraße 53 – 59
D-52134 Herzogenrath (Germany)
Tel. +49/(0) 24 06/85-0
Fax +49/(0) 24 06/85-222
Internet http://www.schmetz.com
E-Mail: info@schmetz.com

SCHMETZ
NEEDLES SINCE 1851

Obsolete system designations in the SCHMETZ range
Denominaciones de sistemas obsoletas y los sistemas SCHMETZ
Désignations ne faisant plus partie du programme SCHMETZ
Im SCHMETZ-Programm nicht mehr verwendete Systembezeichnungen

Obsolete System Sistemas ya no en uso Systèmes ne plus utilisés Nicht mehr verwendete Systembezeichnung	→ SCHMETZ System → Sistema SCHMETZ → Système SCHMETZ → SCHMETZ System
DBX1 B	DBX1 SUK
DLX1 (1)	34 (R)
DLX1 (2)	287 WH
LWX2T	29-BL
LWX2T SES	29-BL SES
SHX2	854 SA
SHX2 STR	854 SA STR
SHX2 SUK	854 SA SUK
TLX5	60 M
TLX5 SES	60 M
TLX5 SUK	60 M SUK
TQX5	29-S
TLX7	60 M
TLX7 SES	60 M
TLX7 SUK	60 M SUK
DAX9	1128
DAX9 SES	1128 SES
DAX9 SUK	1128 SUK
16X95 (1)	287 WH
16X95 SES SERV 7 (1)	287 WH SES SERV 7
16X95 SUK SERV 7 (1)	287 WH SUK SERV 7
16X231 (2)	134 (R)
16X257	DBX1
16X257 BLUK.	DBX1 BLUK.
16X257 SES	DBX1 SES
16X257 SKF	DBX1 SKF
16X257 SKL	DBX1 SKL
16X257 SPI	DBX1 SPI
16X257 SUK	DBX1 SUK
DPX25	134 (R)
DPX25 SES	134 SES
DPX25 SKF	134 SKF
DPX25 SUK	134 SUK
RIM 26	B-26
RIM 27	B-27
RIM 27 SES	B-27 SES
RIM 27 SKF	B-27 SKF

Obsolete System Sistemas ya no en uso Systèmes ne plus utilisés Nicht mehr verwendete Systembezeichnung	→ SCHMETZ System → Sistema SCHMETZ → Système SCHMETZ → SCHMETZ System
RIM 27 SKL	B-27 SKL
RIM 27 SPI	B-27 SPI
RIM 27 SUK	B-27 SUK
29X4 N TW	332 LL
29-6	29-BB
29-34	29-BL
29-34 SES	29-BL SES
RIM 29	B-29
RIM 29 A	B-29
RIM 29 A SES	B-29 SES
RIM 29 A SPI	B-29 SPI
RIM 29 SES	B-29 SES
RIM 29 SPI	B-29 SPI
RIM 29 SUK	B-29 SUK
34	34 (R)
34 R	34 (R)
PFX34 CL	34 PCL
PFX34 P	34 P
PFX34 SES	34 SES
PFX34 SUK	34 SUK
RIM 39 SPI	B-39 SPI
60 M SES	60 M
RIM 63	B-63
RIM 63 BLUK.	B-63 BLUK.
RIM 63 SES	B-63 SES
RIM 63 SKL	B-63 SKL
RIM 63 SPI	B-63 SPI
RIM 63 SUK	B-63 SUK
RIM 64	B-64
RIM 64 BLUK.	B-64 BLUK.
RIM 64 SES	B-64 SES
RIM 64 SUK	B-64 SUK
RIM 67	B-67
RIM 67 SUK	B-67 SUK
71X1 (1)	34 (R)
92X1	UY 143 GS
DBX95	287 WH

(1) ≤ NM 110 SIZE 18
(2) ≥ NM 120 SIZE 19

Obsolete System designations in the SCHMETZ range
Denominaciones de sistemas obsoletas y los sistemas SCHMETZ
Désignations ne faisant plus partie du programme SCHMETZ
Im SCHMETZ-Programm nicht mehr verwendete Systembezeichnungen

Obsolete System Sistemas ya no en uso Systèmes ne plus utilisés Nicht mehr verwendete Systembezeichnung	→ SCHMETZ System → Sistema SCHMETZ → Système SCHMETZ → SCHMETZ System
DBX95 SES	287 WH SES
DBX95 SES SERV 7	287 WH SES SERV 7
108 GHS	UY 108 GHS
108 GKS	UY 108 GKS
110 GAS	UY 110 GAS
113 GHS	UY 113 GS SES
118 GAS	UY 118 GAS
118 GBS	UY 118 GBS
118 GKS	UY 118 GKS
120 GS	UY 108 GKS
121 GBS	UY 121 GBS
121 GHS	UY 121 GHS
121 GS	UY 121 GS
121 GUS	UY 121 GUS
121 GWS	UY 121 GWS
121 GXS	B-63 SES
UYX121	UY 121 GS
128 GAS	UY 128 GAS
128 GBS	UY 128 GBS
128 GHS	UY 128 GHS
128 GLS	UY 128 GHS
128 GS	UY 128 GAS
128X2	128X20 TRI
UY 128 GS	UY 128 GAS
UY 128 GS SES	UY 128 GAS SES
UY 128 GS SKL	UY 128 GAS SKL
UY 128 GS SUK	UY 128 GBS
UYX128 GAS	UY 128 GAS
UYX128 GBS	UY 128 GBS
130 GHS	UY 130 GHS
130 GS	UY 130 GS
134	134 (R)
134 BLUK.	134 (R) BLUK.
134 DIA	134 DI
134 KK (2)	134 (R)
134 KK PCL (2)	134 PCL
134 KK PS (1)	134 KK P

Obsolete System Sistemas ya no en uso Systèmes ne plus utilisés Nicht mehr verwendete Systembezeichnung	→ SCHMETZ System → Sistema SCHMETZ → Système SCHMETZ → SCHMETZ System
134 KK PS (2)	134 P
134 KK S (2)	134 S
134 KK SD1 (2)	134 SD1
134 KK SES (2)	134 SES
134 KK SPI (2)	134 SPI
134 KK SUK (2)	134 SUK
134 PS	134 P
134 R	134 (R)
134 R SUK	134 SUK
134 SERV 7	134 (R) SERV 7
134-35	134-35 (R)
134-35 R	134-35 (R)
B-134 (2)	134 (R)
DPX134	134 (R)
DPX134 SES	134 SES
DPX134 SKF	134 SKF
DPX134 SUK	134 SUK
PFX134	134 (R)
PFX134 KK D (2)	134 D
PFX134 KK DI (2)	134 DI
PFX134 KK LR (2)	134 LR
PFX134 KK PCL (2)	134 PCL
PFX134 KK PCR (2)	134 PCR
PFX134 LL CR	134 LLCR
PFX134 R	134 (R)
PFX134 S	134 S
PFX134 SES	134 SES
PFX134 SKF	134 SKF
PFX134 SUK	134 SUK
PFX134 VR	134 VR
RIM 134 (1)	134 KK
RIM 134 (2)	134 (R)
RIM 134 SUK (1)	134 KK SUK
RIM 134 SUK (2)	134 SUK
135X6 N W	134 P
135X7	134 (R)
135X7 BLUK.	134 (R) BLUK.

(1) ≤ NM 110 SIZE 18
(2) ≥ NM 120 SIZE 19

Obsolete system designations in the SCHMETZ range
Denominaciones de sistemas obsoletas y los sistemas SCHMETZ
Désignations ne faisant plus partie du programme SCHMETZ
Im SCHMETZ-Programm nicht mehr verwendete Systembezeichnungen

Obsolete System / Sistemas ya no en uso / Systèmes ne plus utilisés / Nicht mehr verwendete Systembezeichnung	→ SCHMETZ System / Sistema SCHMETZ / Système SCHMETZ / SCHMETZ System
135X7 LGSCARF SKF	134 SKF
135X7 SD1	134 SD1
135X7 SES	134 SES
135X7 SKF	134 SKF
135X7 SKL	134 SKL
135X7 SPI	134 SPI
135X7 SUK	134 SUK
135X9	134 K
135X9 SES	134 K SES
135X11	135X1
135X16 N R TW	135X16 R TW
143 G	UY 143 GS
143 GS	UY 143 GS
UOX143	UY 143 GS
UYX143 GS	UY 143 GS
147 GS	UY 147 GS
150 GAS	UY 150 GS
150 GS	UY 150 GS
RIM 150	29-DEA
151	29-DHA
151X5	60 M
151X5 SES	60 M
151X5 SUK	60 M SUK
151X7	60 M
151X7 SES	60 M
151X7 SUK	60 M SUK
154 GHS	UY 154 GHS
RIM 155	B-155
162 SAS	UY 162 SAS
163 GA	UY 163 GAS
163 GAS	UY 163 GAS
UOX163	UY 163 GAS
175X5	29-S
175X5 SES	29-S SES
175X5 SUK	29-S SUK
180 GNS	UY 180 GLS
180 GVS	UY 180 GS

Obsolete System / Sistemas ya no en uso / Systèmes ne plus utilisés / Nicht mehr verwendete Systembezeichnung	→ SCHMETZ System / Sistema SCHMETZ / Système SCHMETZ / SCHMETZ System
180 GVS SERV 1	UY 180 GS SERV 1
180 GXS	UY 180 GLS
180 GYS	UY 180 GS
180 L	UY 180 L
180 SXS	UY 180 GLS
180 SYS	UY 180 GS
UY 180 GPS	UY 180 GS
UY 180 GPS SERV 1	UY 180 GS SERV 1
UY 180 GPS SERV 7	UY 180 GS SERV 7
UY 180 GPS SES	UY 180 GS SES
UY 180 GPS SES SERV 7	UY 180 GS SES SERV 7
UY 180 GS SUK SERV 7	UY 180 GLS SERV 7
UYX180 GVS	UY 180 GS
190	190 (R)
190 R	190 (R)
191 GS	B-27
191 GS SES	B-27 SES
191 GS SUK	B-27 SUK
214X2 N R TW	328 LR
214X2 N TW	328 LL
PHX253 C	253 C
PHX253 M	253 M
PHX253 S/C	253 S/C
287 L	287 LR
328	328 (R)
328 L	328 LL
328 R	328 (R)
332	332 (R)
332 R	332 (R)
SMX332 LGH KSP	332 LGH KSP
501	501 (SC)
501 SC	501 (SC)
503	503 (SC)
503 SC	503 (SC)
FLX551	551
CPX660	660
750	750 (SC)

(1) ≤ NM 110 SIZE 18
(2) ≥ NM 120 SIZE 19

Obsolete system designations in the SCHMETZ range
Denominaciones de sistemas obsoletas y los sistemas SCHMETZ
Désignations ne faisant plus partie du programme SCHMETZ
Im SCHMETZ-Programm nicht mehr verwendete Systembezeichnungen

Obsolete System Sistemas ya no en uso Systèmes ne plus utilisés Nicht mehr verwendete Systembezeichnung	→ SCHMETZ System → Sistema SCHMETZ → Système SCHMETZ → SCHMETZ System
750 SC	750 (SC)
797	134 (R)
797 CFCF	134 (R)
797 CL	134 CL
797 CR	134 CR
797 DH	134 DH
797 FORTE	134 FORTE
797 LR	134 LR
797 SD1	134 SD1
797 SD1 SERV 7	134 SD1 SERV 7
797 SERV 7	134 (R) SERV 7
797 SES	134 SES
797 SES SERV 7	134 SES SERV 7
797 SKF	134 SKF
797 SKL	134 SKL
797 SPI	134 SPI
797 SPI SERV 7	134 SPI SERV 7
797 SUK	134 SUK
797 SUK SERV 7	134 SUK SERV 7
943 GS	UY 943 GS
947 G	UY 947 GS
947 GS	UY 947 GS
SMX971B	971 B/1
MY 1013	UY 143 GS
RIM 1014	B-1014
SMX1040	UY 943 GS
MY 1044	UY 128 GAS
MY 1151	60 M
MY 1151 SES	60 M
MY 1151 SUK	60 M SUK
SY 1225	DCX1
SY 1246	DMX13
SY 1265	60 M
SY 1265 SES	60 M
SY 1265 SUK	60 M SUK
1280 BLUK.	UY 128 GAS BLUK.
1280 KSP (SES)	1280 KSP

Obsolete System Sistemas ya no en uso Systèmes ne plus utilisés Nicht mehr verwendete Systembezeichnung	→ SCHMETZ System → Sistema SCHMETZ → Système SCHMETZ → SCHMETZ System
SY 1315	1128
SY 1433	UY 154 GAS
SY 1434	UY 154 GHS
SY 1451	135X1
SY 1496	573 N
SY 1552	16X246 NW
SY 1627	68X3
1628	UY 121 GS
SY 1628	3201
SY 1653	128X1
1669 E	1669 E EO
1715 E	1669 E EO
1717 STE	1717 SRUE
1717 TPUE	1717 SRUE
1738	DBX1
1738 A (1)	287 WH
1738 A SERV 7 (1)	287 WH SERV 7
1738 A SES (1)	287 WH SES
1738 A SES SERV 7 (1)	287 WH SES SERV 7
1738 A SUK (1)	287 WH SUK
1738 A SUK SERV 7 (1)	287 WH SUK SERV 7
1738 BLUK.	DBX1 BLUK.
1738 LR	1738 (A) LR
1738 SERV 7	DBX1 SERV 7
1738 SES	DBX1 SES
1738 SES SERV 7	DBX1 SES SERV 7
1738 SKF	DBX1 SKF
1738 SUK	DBX1 SUK
1738 SUK SERV 7	DBX1 SUK SERV 7
DBX1738	DBX1
SY 1794	727 F
1807	501 (SC)
1807 D	501 (SC)
1807 D SES	501 SES
1807 FBS	503 (SC)
1807 SUK	501 SUK
1886	DCX1

(1) ≤ NM 110 SIZE 18
(2) ≥ NM 120 SIZE 19

Obsolete system designations in the SCHMETZ range
Denominaciones de sistemas obsoletas y los sistemas SCHMETZ
Désignations ne faisant plus partie du programme SCHMETZ
Im SCHMETZ-Programm nicht mehr verwendete Systembezeichnungen

Obsolete System Sistemas ya no en uso Systèmes ne plus utilisés Nicht mehr verwendete Systembezeichnung	→ SCHMETZ System → Sistema SCHMETZ → Système SCHMETZ → SCHMETZ System
1886 SES	DCX1 SES
BSX1955	134 (R)
SY 1955 (2)	134 (R)
SY 1956	134 FORTE
SY 1969	135X39
1970 G	UY 1970 G
1975 G	UY 1975 GS
1975 GS	UY 1975 GS
SY 2047	34 (R)
2134-35 FORTE	134-35 FORTE
2134-35 K	134-35 K
2134-35 LR	134-35 LR
2134-35 PCL	134-35 PCL
2134-35 PCR	134-35 PCR
2134-35 VR	134-35 VR
SY 2270	287 WH
SY 2550	46X1
SY 2774	149X1
SY 2776	149X7
SY 2793	149X7
3026 GS	B-26
SY 3027	31X1
3029 GHS	B-29 SES
3029 GS	B-29
SY 3049	108X3
SY 3160	176X5
SY 3305	126X9
SY 3510	UY 121 GS
SY 3690	29-CA
SY 3741	332 (R)
SY 3861	2077
SY 4107	62X45
SY 4151	62X45
SY 4261	UY 143 GS
SY 4371	62X85
SY 4804	7X23
SY 4950	328 (R)

Obsolete System Sistemas ya no en uso Systèmes ne plus utilisés Nicht mehr verwendete Systembezeichnung	→ SCHMETZ System → Sistema SCHMETZ → Système SCHMETZ → SCHMETZ System
SY 4954	328 FL-E
SY 5011	216X1
SY 5213	794
SY 5925	253 C
SY 6010	292
SY 6110	B-26
SY 6120	B-27
SY 6125	B-29
SY 6175	621 D
SY 6200	60 M
SY 6437	UY 8454 GAS
SY 6480	501 (SC)
SY 6482	750 (SC)
SY 6520	459 R
SY 6630	287
SY 6633	287 WK
SY 6634	287 WK
SY 6641	3207 CR
SY 6750	B-155
SY 6759	134 KK
SY 6769	1373 H
SY 6777	134 CL
SY 6778	134 CR
SY 6781	UY 150 GS
SY 6782	134 LLCR
SY 6793	134 PCL
SY 6808	265-5
SY 6881	1738 KK ER
SY 6935	UY 180 GS
SY 6960	29-DEA
SY 6985	555
SY 6986	551
SY 7031	1717 SRUE
SY 7040	459 LG SD1
SY 7045	B-64
SY 7045 BLUK.	B-64 BLUK.
SY 7060	UY 118 GAS

(1) ≤ NM 110 SIZE 18
(2) ≥ NM 120 SIZE 19

Obsolete system designations in the SCHMETZ range
Denominaciones de sistemas obsoletas y los sistemas SCHMETZ
Désignations ne faisant plus partie du programme SCHMETZ
Im SCHMETZ-Programm nicht mehr verwendete Systembezeichnungen

Obsolete System Sistemas ya no en uso Systèmes ne plus utilisés Nicht mehr verwendete Systembezeichnung	→ SCHMETZ System → Sistema SCHMETZ → Système SCHMETZ → SCHMETZ System
SY 7061	UY 118 GBS
SY 7070	UY 203 GS
SY 7071	UY 204 GS
SY 7080	UY 108 GKS
SY 7090	UY 113 GS
SY 7152	934
SY 7160	29-BB
SY 7185	UY 163 GAS
SY 7210	500
SY 7224	134-35 FORTE
SY 7225	134-35 (R)
SY 7226	134-35 K
SY 7240	4463-35
SY 7242	971 B/1
SY 7253	251 EU
SY 7255	MY 1014
SY 7256	MY 1014 B
SY 7258	MY 1014 D
SY 7292	UY 128 GAS
SY 7298	UY 130 GS
SY 7298 BLUK.	UY 130 GS BLUK.
SY 7299	UY 130 GHS
SY 7302	UY 133 GS
SY 7330	470 KA
SY 7360	1669 E EO
SY 7361	1669 E EO
SY 7380	B-63
SY 7425	251 LG

Obsolete System Sistemas ya no en uso Systèmes ne plus utilisés Nicht mehr verwendete Systembezeichnung	→ SCHMETZ System → Sistema SCHMETZ → Système SCHMETZ → SCHMETZ System
SY 7475	UY 147 GS
SY 7545	367 S LG
SY 7550	367 S
SY 7555	190 (R)
SY 7556	190 K
SY 7585	2091 KK
SY 7600	332 LG
SY 7606	88 HK
SY 7615	215 AH
SY 7660	2331
SY 7661	2331 F
SY 7710	950
SY 7714	1564
SY 7715	UY 1975 GS
SY 7718	UY 1970 G
SY 7721	1000 H
SY 8122	265
SY 8608	36211
SY 8680	1055 K
SY 8694 BLUK.	4463 KK BLUK.
SY 8703	265-50 EO
SY 8725	500
SY 8750	14 SP
SY 8763	265 KK
9844 GA	UY 1970 G
9848 GS	UY 1975 GS
9854 G	UY 9854 GS
9858 G	UY 9858 GS

Canu-overview
Tabla de Canu
Tableau de Canu
Canu-Übersicht

G.IV

FERD. SCHMETZ GMBH Bicherouxstraße 53 – 59
D-52134 Herzogenrath (Germany)
Tel. +49/(0) 24 06/85-0
Fax +49/(0) 24 06/85-222
Internet http://www.schmetz.com
E-Mail: info@schmetz.com

SCHMETZ
NEEDLES SINCE 1851

Canu	Needle size: NM / SIZE Grueso: NM / SIZE Grosseur: NM / SIZE Nadeldicke: NM / SIZE	System Sistema Système System
01:05MA2	**35 40 45 50 55 60 65** 23 22 21 20 18 16 14	**292 A** **292 SP** **AIX1**
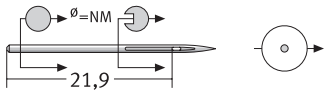		
01:30MA2	**55 60** 18 16	**292** **EBX292**
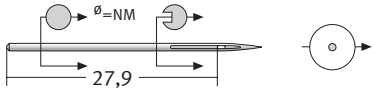		
03:08 1	**80 90 100** 12 14 16	**B-26** **RMX26**
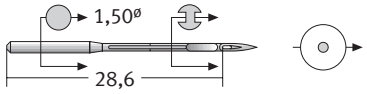		
03:28 1	**75 80 90 100 110** 11 12 14 16 18	**DMX13** **82X13** **1886 KK**
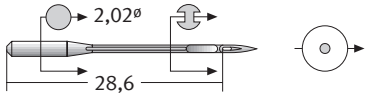		
03:28EB1	**70 80** 10 12	**DMX13 SES** **82X13 SES** **1886 KK SES**
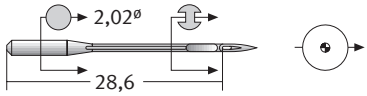		
03:28FB1	**70 90 100** 10 14 16	**DMX13 SUK** **82X13 SUK** **1886 KK SUK**
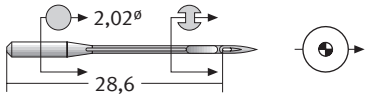		
03:33 1	**55 60 65 70 75 80 90 100 110 120 130** 6 8 9 10 11 12 14 16 18 19 21	**DCX1** **81X1** **82X1** **DMX1**
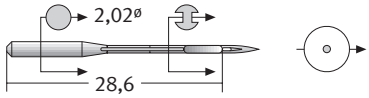		
03:33EB1	**60 65 70 75 80 90** 8 9 10 11 12 14	**DCX1 SES** **81X1 SES** **82X1 SES** **DMX1 SES**
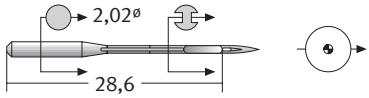		

Canu	Needle size: NM / SIZE Grueso: NM / SIZE Grosseur: NM / SIZE Nadeldicke: NM / SIZE	System Sistema Système System
03:33FB1	55 60 65 70 75 80 90 6 8 9 10 11 12 14	DCX1 SUK 81X1 SUK 82X1 SUK DMX1 SUK
03:36 1	55 60 65 70 75 80 90 100 110 120 130 140 6 8 9 10 11 12 14 16 18 19 21 22	B-27 MY 1023 UY 191 GS DCX27
03:36 3	100 110 16 18	B-27 BLUK. MY 1023 BLUK. UY 191 GS BLUK. DCX27 BLUK.
03:36EB1	55 60 65 70 75 80 85 90 100 110 120 130 6 8 9 10 11 12 13 14 16 18 19 21	B-27 SES MY 1023 SES UY 191 GS SES DCX27 SES
03:36FB1	55 60 65 70 75 80 85 90 100 110 120 130 6 8 9 10 11 12 13 14 16 18 19 21	B-27 SUK MY 1023 SUK UY 191 GS SUK DCX27 SUK
03:36KC1	70 80 10 12	B-27 SKL MY 1023 SKL UY 191 GS SKL DCX27 SKL
03:36MA1	60 65 70 75 80 90 8 9 10 11 12 14	B-27 SPI MY 1023 SPI UY 191 GS SPI DCX27 SPI
03:36PB1	55 60 65 70 75 80 6 8 9 10 11 12	B-27 SKF MY 1023 SKF UY 191 GS SKF DCX27 SKF

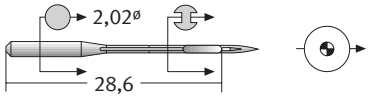

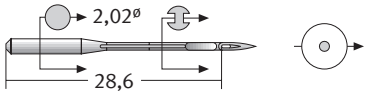

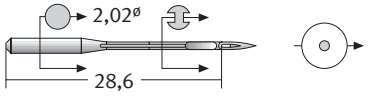

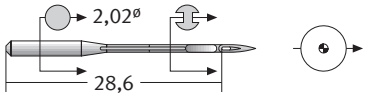

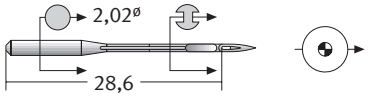

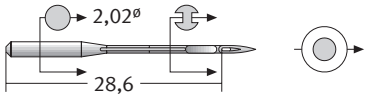

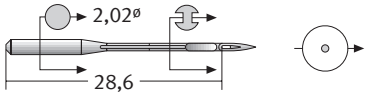

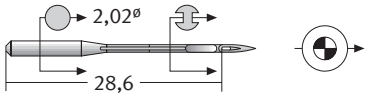

Canu	Needle size: NM / SIZE Grueso: NM / SIZE Grosseur: NM / SIZE Nadeldicke: NM / SIZE	System Sistema Système System
03:40 1	**80 90 120** 12 14 19	**621 D** **MY 1072** **DCX1072**
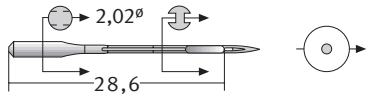		
03:69 1	**70 80 90 100 110 120 130** 10 12 14 16 18 19 21	**B-29** **B-29 A** **UY 3029 GS** **RMX29**
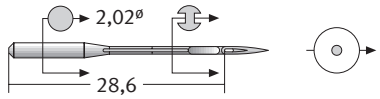		
03:69EB1	**70 80 90 100 110** 10 12 14 16 18	**B-29 SES** **B-29 A SES** **UY 3029 GHS** **RMX29 SES**
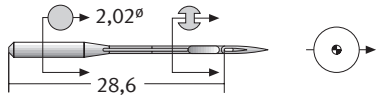		
03:69FB1	**70 80 90 100 110 120** 10 12 14 16 18 19	**B-29 SUK** **B-29 A SUK** **UY 3029 GS SUK** **RMX29 SUK**
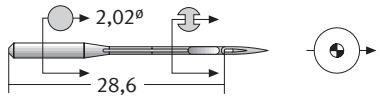		
03:69MA1	**120** 19	**B-29 SPI** **B-29 A SPI** **UY 3029 GS SPI** **RMX29 SPI**
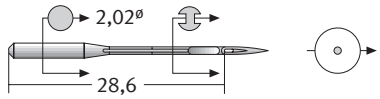		
04:25EB1	**70 80 90 100 110 120 130 150** 10 12 14 16 18 19 21 1 2 3 4 5 6 7 8	**60 M** **151X1** **TLX1**
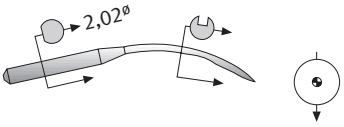		
04:25FB1	**70 80** 10 12 1 2	**60 M SUK** **151X1 SUK** **TLX1 SUK**
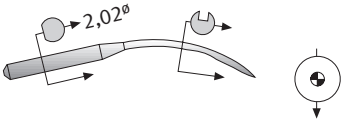		
04:45 1	**65 70 80 90 100 110 120 140** 9 10 12 14 16 18 19 22	**1128** **88X1** **88X9** **DAX1**
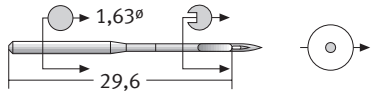		

Canu	Needle size: NM / SIZE Grueso: NM / SIZE Grosseur: NM / SIZE Nadeldicke: NM / SIZE	System Sistema Système System
04:45EB1	**80 90** 12 14	**1128 SES** **88X1 SES** **88X9 SES** **DAX1 SES**
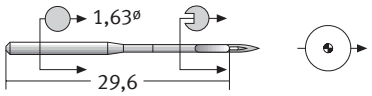		
04:45FB1	**65 70 80** 9 10 12	**1128 SUK** **88X1 SUK** **88X9 SUK** **DAX1 SUK**
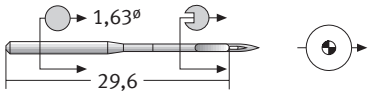		
05:50 1	**160** 23	**DMX5**
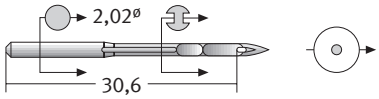		
05:56EB1	**70** 10 027	**UY 162 SAS**
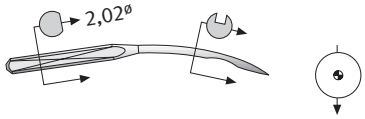		
05:70 1	**90 100 110 120 130** 14 16 18 19 21	**142X5** **SY 1413** **DOX5**
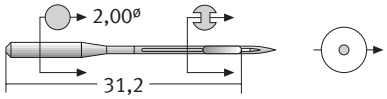		
05:70MA1	**110** 18	**142X5 SPI** **SY 1413-02** **DOX5 SPI**
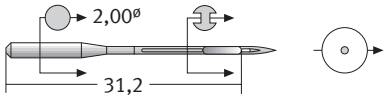		
05:80CA2	**80 90 100** 12 14 16	**4117** **SMX4117**
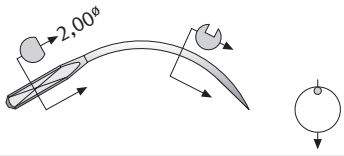		
06:50 1	**70 80 90 100 110** 10 12 14 16 18	**135X1** **DPX1**
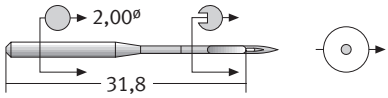		

Canu	Needle size: NM / SIZE Grueso: NM / SIZE Grosseur: NM / SIZE Nadeldicke: NM / SIZE	System Sistema Système System
06:60EB1	**60 65 70 75 80 90 100 110** 8 9 10 11 12 14 16 18 025 027 029 032 036 040 044	**UY 154 GAS** **UY 154 GAS SES** **UY 154 FGS** **UYX154 GAS**
06:60FB1	**55 60 65 70 75 80 90 100 110** 6 8 9 10 11 12 14 16 18 022 025 027 029 032 036 040 044	**UY 154 GHS** **UY 154 GJS** **UYX154 GHS**
06:60KC1	**70** 10 027	**UY 154 GAS SKL** **UYX154 GAS SKL**
06:62EB1	**70 80** 10 12 027 032	**UY 8454 GAS** **UY 8454 GAS SES** **UY 8454 GS** **UNX154**
06:66EB1	**65 70 75 80** 9 10 11 12 025 027 029 032	**UY 154 GCS** **UYX154 GCS**
06:66FB1	**65 75** 9 11 025 029	**UY 154 GFS** **UYX154 GCS SUK**
07:05MA2	**60** 8	**573 N** **94X5** **NBX5**
08:26 1	**110 120** 18 19	**503 (SC)** **1807/2** **1807 A** **EBX755 B**

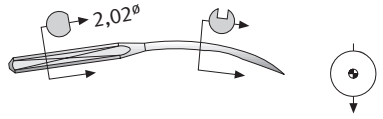

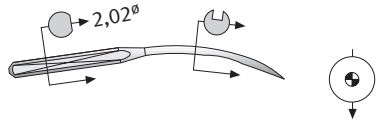

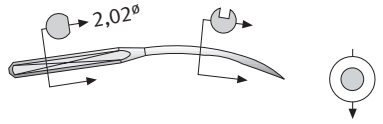

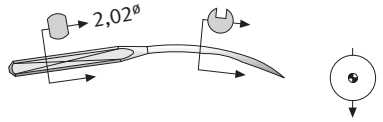

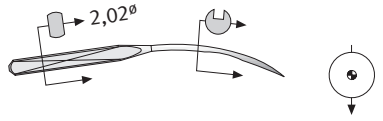

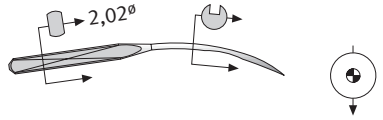

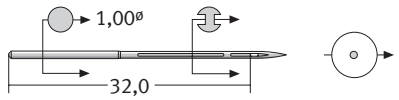

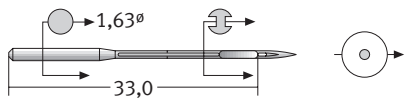

Canu	Needle size: NM / SIZE Grueso: NM / SIZE Grosseur: NM / SIZE Nadeldicke: NM / SIZE	System Sistema Système System
08:28 1	**80 90 100 110 120 130** 12 14 16 18 19 21 2/0 0 1 2 3 4	**501 (SC)** **1807 (D)** **EBX755**
08:28EB1	**100 110 120** 16 18 19 1 2 3	**501 SES** **1807 (D) SES** **EBX755 SES**
08:28FB1	**100 110 120** 16 18 19 1 2 3	**501 SUK** **1807 (D) SUK** **EBX755 SUK**
08:30 1	**70 75 80 90 100 110 120** 10 11 12 14 16 18 19 3/0 2/0 0 1 2 3	**750 (SC)** **EBX750**
08:30EB1	**70 80 90 100** 10 12 14 16 3/0 2/0 0 1	**750 SES** **EBX750 SES**
08:30FB1	**70 80 90** 10 12 14 3/0 2/0 0	**750 SUK** **EBX750 SUK**
08:48BA2	**100** 16	**4118** **SMX4118**
08:65MA1	**70 75 80 90 100 110 120** 15 14 13 12 11 10 9	**459 R** **1567** **EBX1567**

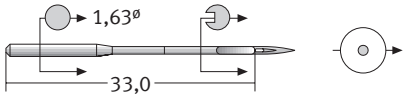

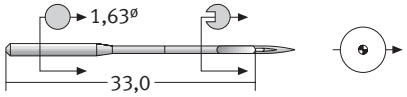

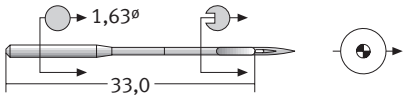

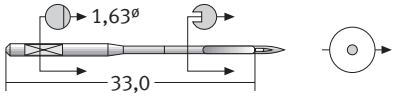

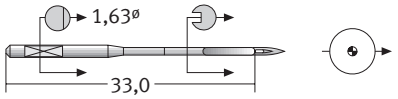

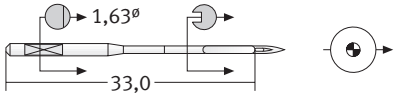

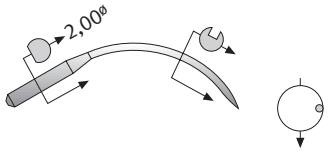

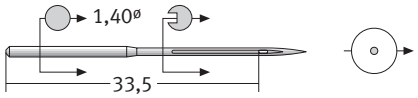

Canu	Needle size: NM / SIZE Grueso: NM / SIZE Grosseur: NM / SIZE Nadeldicke: NM / SIZE	System Sistema Système System
08:65MA2	**35 40 45 50 55 60 65** 24 23 22 21 20 19 18 17 16	**459 R** **1567** **EBX1567**
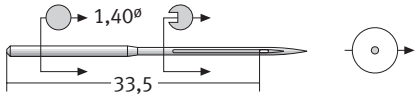		
08:90 2	**80 90 100** 12 14 16	**130 N**
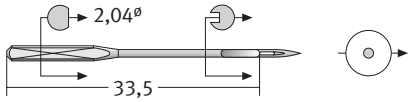		
09:02 1	**90 100 110 120 130** 14 16 18 19 21	**B-155** **BBX155**
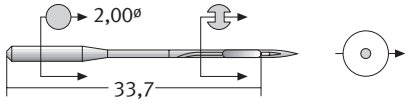		
09:20 1	**100 110** 16 18	**3201** **68X5** **LQX5**
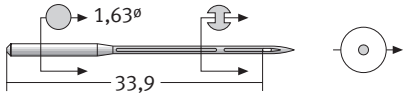		
09:21UA1	**120** 19	**3202 CR** **SMX3202 CR**
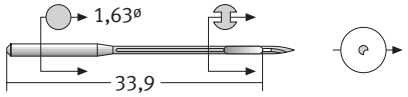		
09:27UA1	**80 90 100 110 120 130** 12 14 16 18 19 21	**3207 CR** **SMX3207 CR**
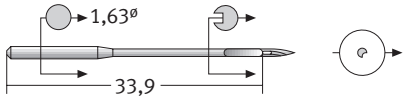		
09:35VA1	**110** 18	**68X3** **LQX3**
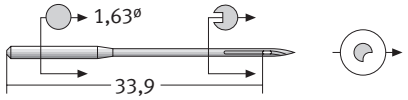		
10:05 1	**70** 10	**287 K** **287 WK H KK**
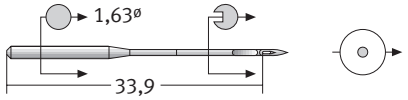		

Canu	Needle size: NM / SIZE Grueso: NM / SIZE Grosseur: NM / SIZE Nadeldicke: NM / SIZE	System Sistema Système System
10:50DA1	**90** 14	**1738 KK ER** **DBX1738 KK ER**
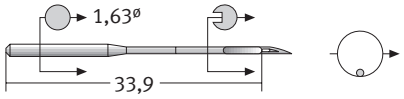		
10:60 1	**70 80 90** 10 12 14	**1738 ES** **DBXK5 KK**
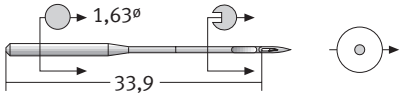		
10:60EB1	**70** 10	**1738 ES SES** **DBXK5 KK SES**
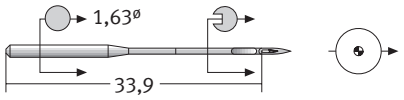		
10:60FB1	**70 75 80** 10 11 12	**1738 ES SUK** **DBXK5 KK SUK**
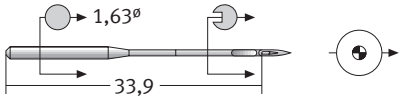		
11:20 1	**70 80 90 100** 10 12 14 16	**130 B** **DBX130 B**
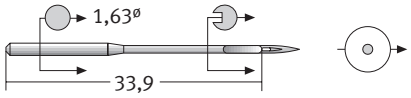		
11:45 1	**120** 19	**287**
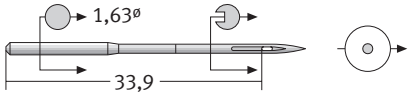		
11:45AX1	**120 130 140** 19 21 22	**287 LR**
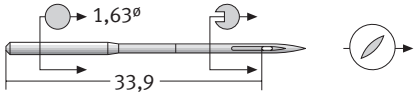		
11:60WL1	**120** 19	**16X26 NW**
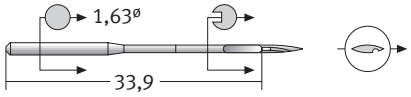		

Canu	Needle size: NM / SIZE Grueso: NM / SIZE Grosseur: NM / SIZE Nadeldicke: NM / SIZE	System Sistema Système System
11:60YL1	**100 110** 16 18	**16X246 NW**
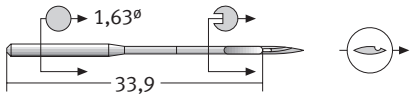		
12:05 1	**65 70 75 80 90 100 110** 9 10 11 12 14 16 18	**34 (R)** **287** **16X1** **TFX1**
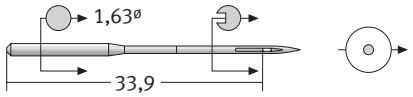		
12:05AX1	**65 70 75 80 85 90 100 110** 9 10 11 12 13 14 16 18	**34 LR** **287 LR** **16X2 R TW** **TFX2 LR**
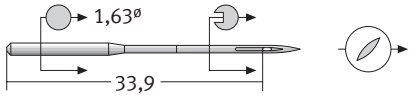		
12:05MF1	**80 110** 12 18	**34 D** **287 D** **16X2 TRI** **TFX2 D**
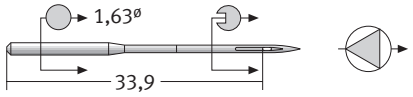		
12:05WL1	**70 75 80 90 100 110** 10 11 12 14 16 18	**34 PCR** **287 PCR** **16X6 NW** **TFX6**
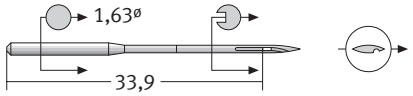		
12:05YL1	**70 75 80 90 100 110** 10 11 12 14 16 18	**34 PCL** **287 PCL** **16X4 NW** **TFX4**
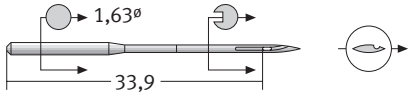		
13:22 1	**65 70 75 80 90 100 110** 9 10 11 12 14 16 18	**287 WK** **287 WK H** **DBX287 WKH**
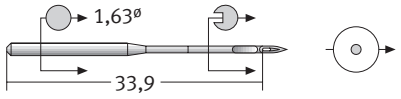		
13:22EB1	**65 70 75 80** 9 10 11 12	**287 WK SES** **287 WK H SES** **DBX287 WKH SES**
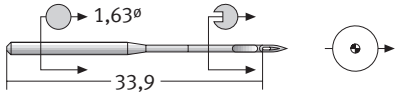		

Canu	Needle size: NM / SIZE Grueso: NM / SIZE Grosseur: NM / SIZE Nadeldicke: NM / SIZE	System Sistema Système System
13:22FB1	**65 70 75 80 90 100** 9 10 11 12 14 16	**287 WK SUK** **287 WK H SUK** **DBX287 WKH SUK**
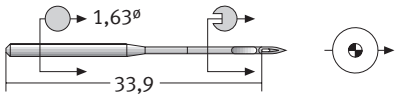		
13:80 1	**65 70 75 80 85 90 100** 9 10 11 12 13 14 16	**DBXK5**
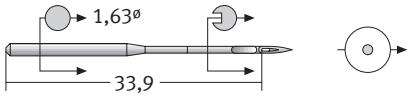		
13:80EB1	**65 70 75 80 90** 9 10 11 12 14	**DBXK5 SES**
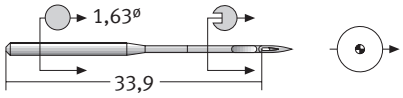		
13:80FB1	**65 70 75 80 90** 9 10 11 12 14	**DBXK5 SUK**
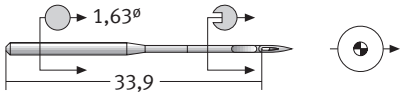		
13:80MA1	**70 75 80 90** 10 11 12 14	**DBXK5 SPI**
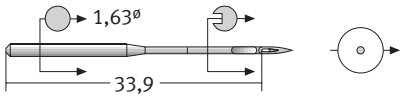		
13:80ME1	**75 80** 11 12	**DBXK5 SD1**
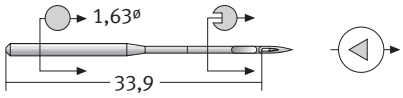		
14:20 1	**120 125 130 140 160** (2) 19 20 21 22 23	**287 WH** **1738 A** **16X95** **71X1**
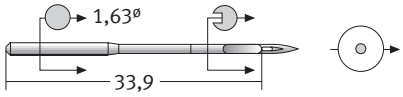		
14:20 17	**120** (2) 19	**287 WH SERV 7** **1738 A SERV 7** **16X95 SERV 7** **71X1 SERV 7**
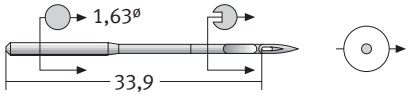		

(2) ≤ NM 110 SIZE 18 see Canu 14:25 1 and variations
≤ NM 110 SIZE 18 véase Canu 14:25 1 y variaciones
≤ NM 110 SIZE 18 voir Canu 14:25 1 et variations
≤ NM 110 SIZE 18 siehe Canu 14:25 1 und Varianten

Canu	Needle size: NM / SIZE Grueso: NM / SIZE Grosseur: NM / SIZE Nadeldicke: NM / SIZE	System Sistema Système System
14:20EB1	**120** 19 **130** 21 **140** (2) 22	**287 WH SES** **1738 A SES** **16X95 SES** **71X1 SES**
14:20EB17	**120** (2) 19	**287 WH SES SERV 7** **1738 A SES SERV 7** **16X95 SES SERV 7** **71X1 SES SERV 7**
14:20FB17	**120** (2) 19	**287 WH SUK SERV 7** **1738 A SUK SERV 7** **16X95 SUK SERV 7** **71X1 SUK SERV 7**
14:25 1	**60** 8 **65** 9 **70** 10 **75** 11 **80** 12 **85** 13 **90** 14 **100** 16 **110** (1) 18	**DBX1** **16X231** **287 WH** **1738 (A)**
14:25 17	**65** 9 **70** 10 **75** 11 **80** 12 **90** 14 **100** 16 **110** (1) 18	**DBX1 SERV 7** **16X231 SERV 7** **287 WH SERV 7** **1738 (A) SERV 7**
14:25 3	**75** 11 **80** 12 **90** 14 **100** 16 **110** (1) 18	**DBX1 BLUK.** **16X231 BLUK.** **287 WH BLUK.** **1738 (A) BLUK.**
14:25AX1	**75** 11 **80** 12 **90** 14 **100** 16 **110** (1) 18	**1738 (A) LR** **16X230 R TW** **DBXF2**
14:25EB1	**60** 8 **65** 9 **70** 10 **75** 11 **80** 12 **85** 13 **90** 14 **100** 16 **110** (1) 18	**DBX1 SES** **16X231 SES** **287 WH SES** **1738 (A) SES**

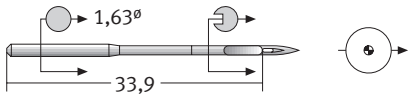

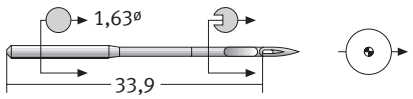

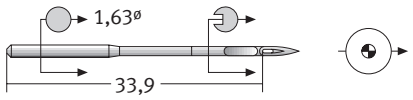

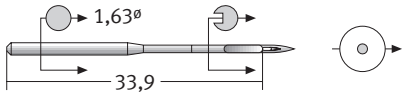

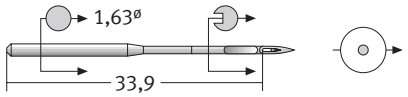

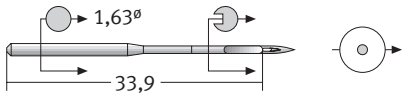

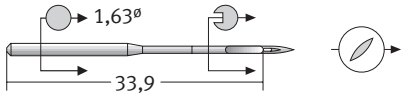

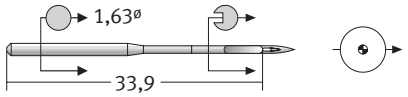

(1) ≥ NM 120 SIZE 19 see Canu 20:05 1 or 14:20 1 and variations
≥ NM 120 SIZE 19 véase Canu 20:05 1 o 14:20 1 y variaciones
≥ NM 120 SIZE 19 voir Canu 20:05 1 ou 14:20 1 et variations
≥ NM 120 SIZE 19 siehe Canu 20:05 1 oder 14:20 1 und Varianten

(2) ≤ NM 110 SIZE 18 see Canu 14:25 1 and variations
≤ NM 110 SIZE 18 véase Canu 14:25 1 y variaciones
≤ NM 110 SIZE 18 voir Canu 14:25 1 et variations
≤ NM 110 SIZE 18 siehe Canu 14:25 1 und Varianten

Canu	Needle size: NM / SIZE Grueso: NM / SIZE Grosseur: NM / SIZE Nadeldicke: NM / SIZE	System Sistema Système System
14:25EB17	**65** **70** **75** **80** **90** **100** **110** (1) 9 10 11 12 14 16 18	**DBX1 SES SERV 7** **16X231 SES SERV 7** **287 WH SES SERV 7** **1738 (A) SES SERV 7**
14:25FB1	**55** **60** **65** **70** **75** **80** **85** **90** **100** **110** (1) 6 8 9 10 11 12 13 14 16 18	**DBX1 SUK** **16X231 SUK** **287 WH SUK** **1738 (A) SUK**
14:25FB17	**65** **70** **75** **80** **90** 9 10 11 12 14	**DBX1 SUK SERV 7** **16X231 SUK SERV 7** **287 WH SUK SERV 7** **1738 (A) SUK SERV 7**
14:25JL1	**75** **80** 11 12	**1738 (A) S** **DBXF17**
14:25MA1	**65** **70** **75** **80** **90** 9 10 11 12 14	**DBX1 SPI** **16X231 SPI** **287 WH SPI** **1738 (A) SPI**
14:25ME1	**70** 10	**DBX1 SD1** **16X231 SD1** **287 WH SD1** **1738 (A) SD1**
14:25ME17	**80** **90** 12 14	**DBX1 SD1 SERV 7** **16X231 SD1 SERV 7** **287 WH SD1 SERV 7** **1738 (A) SD1 SERV 7**
14:25PB1	**70** **80** 10 12	**DBX1 SKF** **16X231 SKF** **287 WH SKF** **1738 (A) SKF**

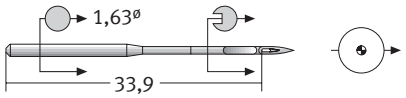

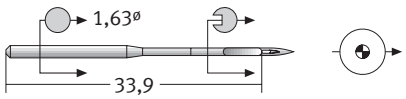

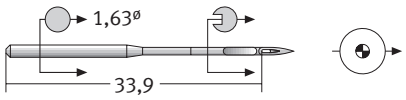

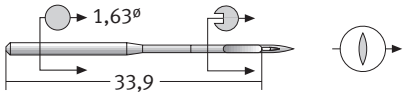

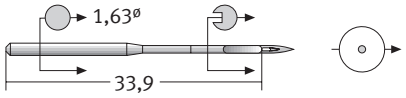

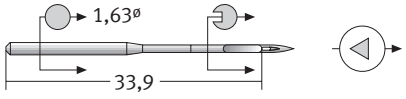

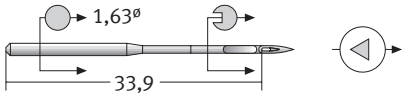

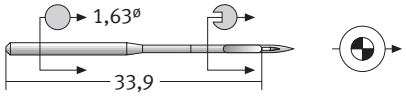

(1) ≥ NM 120 SIZE 19 see Canu 20:05 1 or 14:20 1 and variations
≥ NM 120 SIZE 19 véase Canu 20:05 1 o 14:20 1 y variaciones
≥ NM 120 SIZE 19 voir Canu 20:05 1 ou 14:20 1 et variations
≥ NM 120 SIZE 19 siehe Canu 20:05 1 oder 14:20 1 und Varianten

Canu	Needle size: NM / SIZE Grueso: NM / SIZE Grosseur: NM / SIZE Nadeldicke: NM / SIZE	System Sistema Système System
16:05 1	**75** 11 **80** 12 **90** 14 **100** 16 **110** 18 **125** 20	**128X1** **128X3** **128X21** **TIX21**
16:05DL1	**100** 16 **110** 18 **125** 20	**128X4 NW** **128X22 NW** **TIX4**
16:05MF1	**90** 14 **100** 16 **110** 18 **125** 20 **130** 21 **140** 22	**128X20 TRI** **128X22 TRI** **TIX2**
17:10 1	**90** 14	**727 F** **130X3** **DFX3**
18:57 1	**160** 23	**329** **0329**
18:58 1	**80** 12 **90** 14 **100** 16 **110** 18 **120** 19	**558** **DOX558**
18:58 17	**80** 12 **90** 14 **100** 16 **110** 18 **120** 19 **130** 21	**558 SERV 7** **DOX558 SERV 7**
18:58EB1	**110** 18 **120** 19	**558 SES** **DOX558 SES**

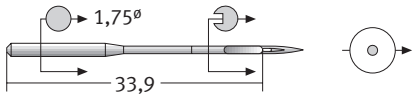

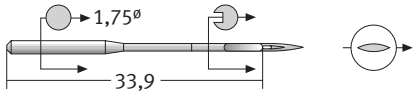

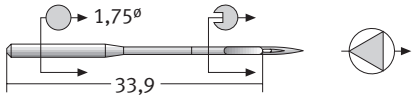

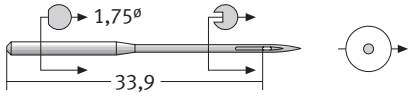

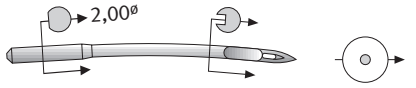

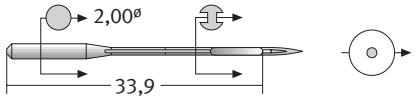

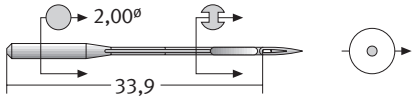

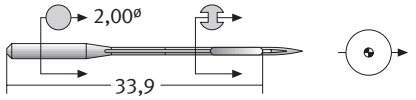

Canu	Needle size: NM / SIZE Grueso: NM / SIZE Grosseur: NM / SIZE Nadeldicke: NM / SIZE	System Sistema Système System
18:58MA1	**80 90 100** 12 14 16	**558 SPI** **DOX558 SPI**
18:60 1	**70 80 90 100 110** 10 12 14 16 18	**134 KK** **B-134** **PFX134 KK**
18:60AX1	**75 80 90 100 110** 11 12 14 16 18	**134 KK LR** **PFX134 KK LR**
18:60BX1	**75 90** 11 14	**134 KK VR**
18:60DL1	**80** 12	**134 KK P** **PFX134 KK P**
18:60EB1	**70 80** 10 12	**134 KK SES** **B-134 SES** **PFX134 KK SES**
18:60FB1	**70 80 90** 10 12 14	**134 KK SUK** **B-134 SUK** **PFX134 KK SUK**
18:60JL1	**80 90 100 110** 12 14 16 18	**134 KK S** **PFX134 KK S**

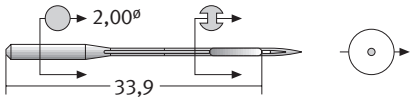

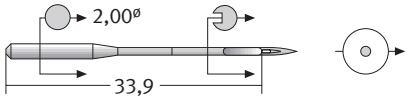

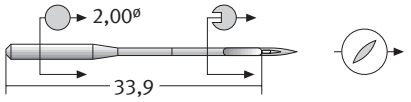

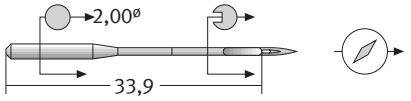

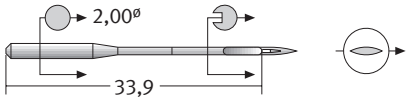

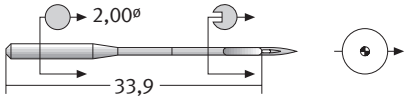

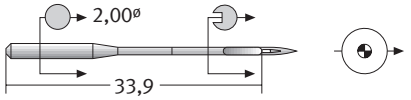

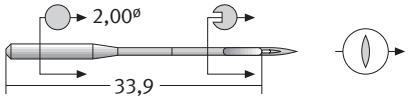

Canu	Needle size: NM / SIZE Grueso: NM / SIZE Grosseur: NM / SIZE Nadeldicke: NM / SIZE	System Sistema Système System
18:60KJ1	**70 75 80 90 100 110** 10 11 12 14 16 18	**134 KK DI** **PFX134 KK DI**
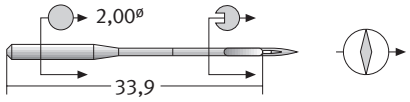		
18:60ME1	**80 90 100** 12 14 16	**134 KK SD1**
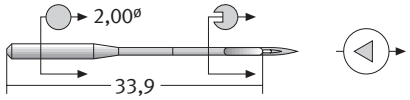		
18:60MF1	**70 80 90 100 110** 10 12 14 16 18	**134 KK D** **PFX134 KK D**
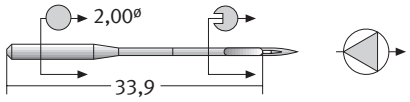		
18:60YL1	**80 90 100** 12 14 16	**134 KK PCL** **PFX134 KK PCL**
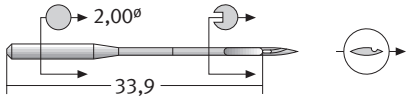		
18:61 1	**70 80 90 100 110** 10 12 14 16 18	**265 KK** **438 KK** **DPX438 KK**
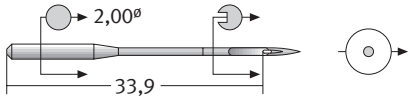		
18:63BP1	**90** 14	**4463 KK S** **UOX4463 KK S**
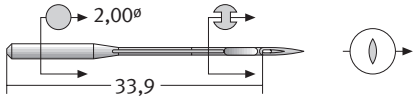		
18:65AV1	**100 110** 16 18	**134 LBR**
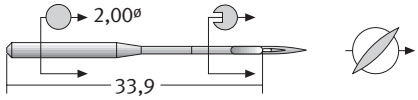		
18:65AV1	**120 130** 19 21	**134 LBR**
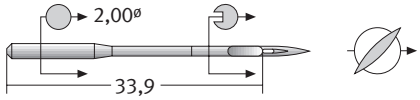		

Canu	Needle size: NM / SIZE Grueso: NM / SIZE Grosseur: NM / SIZE Nadeldicke: NM / SIZE	System Sistema Système System
19:13 1	**80** 12	**135X7 LGSCARF**
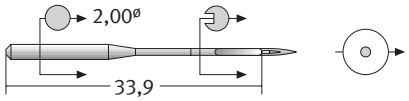		
19:18 1	**65 70 75 80 90 100 110** 9 10 11 12 14 16 18	**SY 1906** **SY 1906-01** **SGX1906**
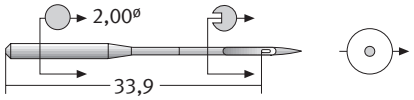		
19:18EB1	**65 70 75 80 90** 9 10 11 12 14	**SY 1963** **SY 1906-06** **SGX1963**
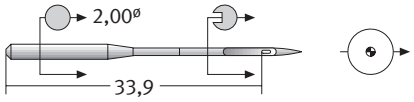		
19:18FB1	**65 70 75 80 90** 9 10 11 12 14	**SY 1965** **SY 1906-07** **SGX1965**
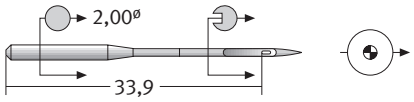		
19:18FB12	**90** 14	**SY 8760**
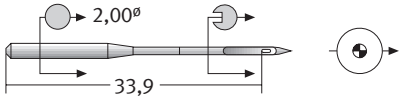		
19:18KC1	**70 75 80** 10 11 12	**SY 1906 SKL** **SGX1906 SKL**
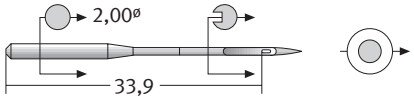		
19:18PB1	**80** 12	**SY 1966** **SY 1906-08** **SGX1906 SKF**
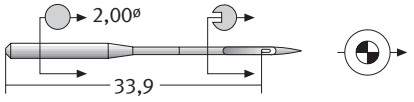		
19:19FB1	**80** 12	**265-50 EO KSP**
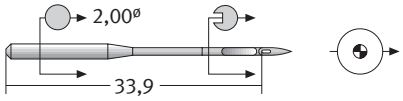		

Canu	Needle size: NM / SIZE Grueso: NM / SIZE Grosseur: NM / SIZE Nadeldicke: NM / SIZE	System Sistema Système System
19:21 1	**80 90 100** 12 14 16	**265-5** **438-8** **DPX2655**
19:23 1	**65 70 75 80 90 100 110 120** 9 10 11 12 14 16 18 19	**265** **438** **DPX438**
19:23EB1	**65 70 75 80 90 100** 9 10 11 12 14 16	**265 SES** **438 SES** **DPX438 SES**
19:23FB1	**65 70 75 80 90** 9 10 11 12 14	**265 SUK** **438 SUK** **DPX438 SUK**
19:24EB1	**65 70 80 90 100 110** 9 10 12 14 16 18	**265-50 EO** **438-80 EO** **DPX265**
19:24FB1	**70 80 90** 10 12 14	**265-50 EO SUK** **438-80 EO SUK** **DPX265 SUK**
19:25 1	**70 80 90 100** 10 12 14 16	**134 K** **556 KH** **797 KH** **PFX134 K**
19:25EB1	**80 90** 12 14	**134 K SES** **556 KH SES** **797 KH SES** **PFX134 K SES**

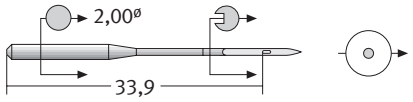

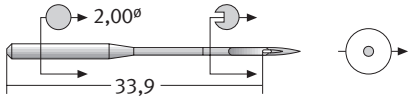

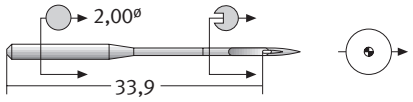

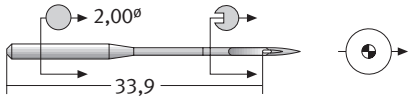

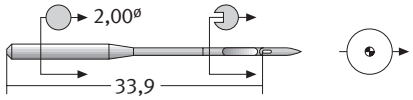

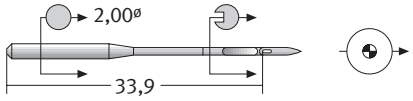

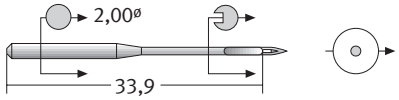

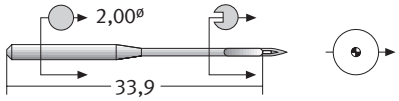

Canu	Needle size: NM / SIZE Grueso: NM / SIZE Grosseur: NM / SIZE Nadeldicke: NM / SIZE	System Sistema Système System
19:40 1	70 80 90 100 110 10 12 14 16 18	134 FORTE 135X5 FORTE
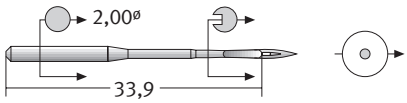		
19:40 1	120 130 19 21	134 FORTE 135X5 FORTE
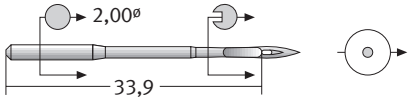		
20:05 1	60 65 70 75 80 85 90 100 110 8 9 10 11 12 13 14 16 18	134 (R) 135X5 SY 1955 DPX5
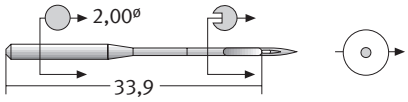		
20:05 1	120 125 130 140 150 160 180 200 19 20 21 22 23 24 25	134 (R) 135X5 DBX1 DPX5
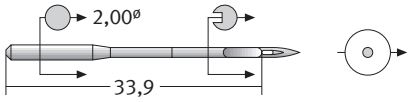		
20:05 14	180 24	134 KSP SERV 4
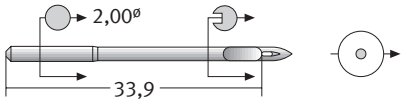		
20:05 17	65 70 75 80 90 100 110 9 10 11 12 14 16 18	134 (R) SERV 7 135X5 SERV 7 DPX5 SERV 7
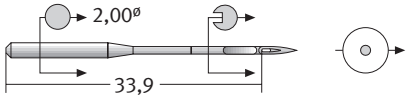		
20:05 17	120 130 140 150 19 21 22	134 (R) SERV 7 135X5 SERV 7 DBX1 SERV 7 DPX5 SERV 7
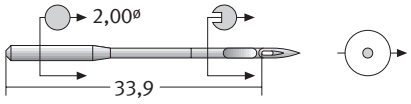		
20:05 3	80 90 100 110 12 14 16 18	134 (R) BLUK. 135X5 BLUK. DPX5 BLUK.
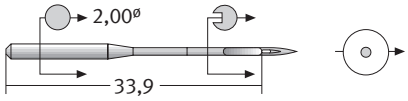		

Canu	Needle size: NM / SIZE Grueso: NM / SIZE Grosseur: NM / SIZE Nadeldicke: NM / SIZE	System Sistema Système System
20:05AS1	**90 100** 14 16	**134 LL** **135X8 TW** **PFX134 LL**
20:05AX1	**60 65 70 75 80 85 90 100 110** 8 9 10 11 12 13 14 16 18	**134 LR** **135X8 R TW** **PFX134 LR**
20:05AX1	**120 125 130 140 150 160 170 180 200** 19 20 21 22 23 24 25	**134 LR** **134 KK LR** **135X8 R TW** **PFX134 LR**
20:05BX1	**80 85 90 100 110** 12 13 14 16 18	**134 VR** **135X8 R TW SP**
20:05BX1	**120 140** 19 22	**134 VR** **134 KK VR** **135X8 R TW SP**
20:05DL1	**65 70 75 80 90 100 110** 9 10 11 12 14 16 18	**134 P** **135X8 NW** **PFX134 P**
20:05DL1	**125** 20	**134 P** **134 KK P** **135X8 NW** **PFX134 P**
20:05EB1	**60 65 70 75 80 85 90 100 110** 8 9 10 11 12 13 14 16 18	**134 SES** **135X5 SES** **DPX5 SES**

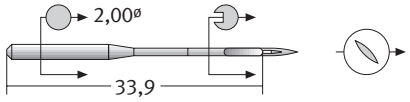

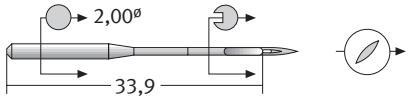

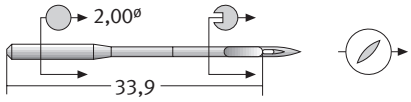

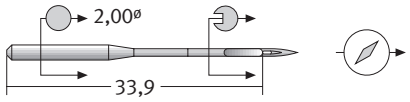

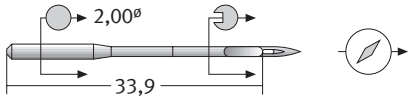

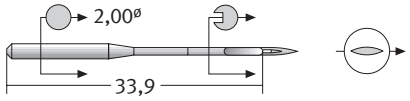

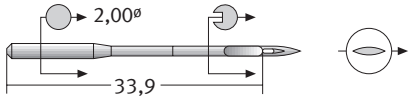

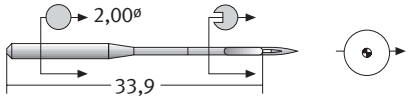

Canu	Needle size: NM / SIZE Grueso: NM / SIZE Grosseur: NM / SIZE Nadeldicke: NM / SIZE	System Sistema Système System
20:05EB1	**120** **125** **130** **140** 19 20 21 22	**134 SES** **135X5 SES** **DBX1 SES** **DPX5 SES**
20:05EB17	**65** **70** **75** **80** **90** **100** **110** 9 10 11 12 14 16 18	**134 SES SERV 7** **135X5 SES SERV 7** **DPX5 SES SERV 7**
20:05EB17	**120** **130** **140** **150** 19 21 22	**134 SES SERV 7** **135X5 SES SERV 7** **DBX1 SES SERV 7** **DPX5 SES SERV 7**
20:05FB1	**55** **60** **65** **70** **75** **80** **85** **90** **100** **110** 6 8 9 10 11 12 13 14 16 18	**134 SUK** **135X5 SUK** **DPX5 SUK**
20:05FB1	**120** **125** **130** **140** 19 20 21 22	**134 SUK** **135X5 SUK** **DBX1 SUK** **DPX5 SUK**
20:05FB17	**65** **70** **75** **80** **90** **100** **110** 9 10 11 12 14 16 18	**134 SUK SERV 7** **135X5 SUK SERV 7** **DPX5 SUK SERV 7**
20:05FB17	**120** **130** **140** 19 21 22	**134 SUK SERV 7** **135X5 SUK SERV 7** **DBX1 SUK SERV 7** **DPX5 SUK SERV 7**
20:05JL1	**65** **70** **75** **80** **85** **90** **100** **110** 9 10 11 12 13 14 16 18	**134 S** **135X8 N CR** **135X8 N R SP** **PFX134 KS**

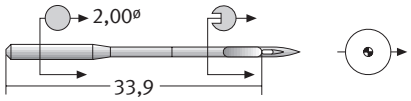

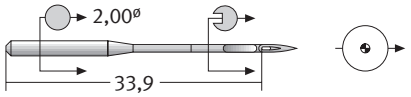

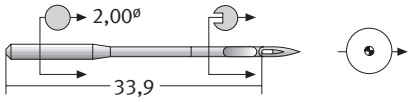

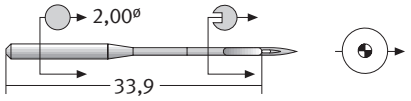

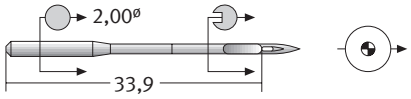

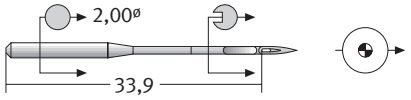

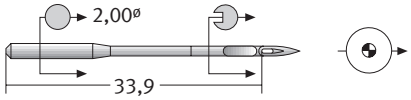

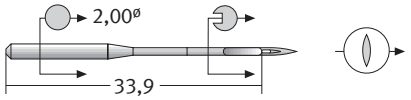

Canu	Needle size: NM / SIZE Grueso: NM / SIZE Grosseur: NM / SIZE Nadeldicke: NM / SIZE	System Sistema Système System
20:05JL1	**120** 19 **125** 20 **130** 21 **140** 22 **150** **160** 23	**134 S** **135X8 N CR** **135X8 N R SP** **PFX134 KS**
20:05KC1	**65** 9 **70** 10 **75** 11 **80** 12 **85** 13 **90** 14	**134 SKL** **135X5 SKL** **DPX5 SKL**
20:05KJ1	**90** 14 **100** 16 **110** 18	**134 DI** **135X8 DIA** **DPX8**
20:05KJ1	**120** 19 **125** 20 **130** 21 **140** 22	**134 DI** **134 KK DI** **135X8 DIA** **DPX8**
20:05MA1	**60** 8 **65** 9 **70** 10 **75** 11 **80** 12 **90** 14 **100** 16 **110** 18	**134 SPI** **135X5 SPI** **DPX5 SPI**
20:05MA17	**70** 10 **80** 12 **90** 14 **100** 16	**134 SPI SERV 7** **135X5 SPI SERV 7** **DPX5 SPI SERV 7**
20:05ME1	**70** 10 **75** 11 **80** 12 **85** 13 **90** 14 **100** 16 **110** 18	**134 SD1** **135X5 SD1** **DPX5 SD1**
20:05ME1	**120** 19	**134 SD1** **135X5 SD1** **DBX1 SD1** **DPX5 SD1**

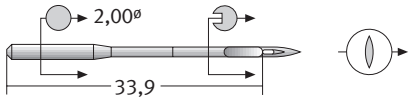

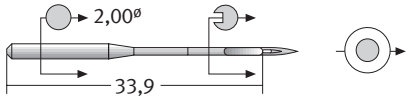

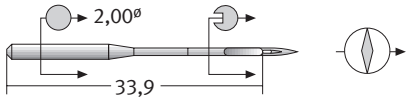

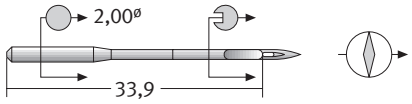

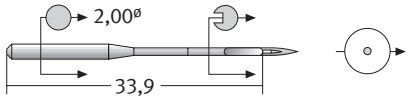

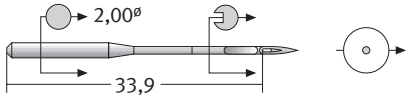

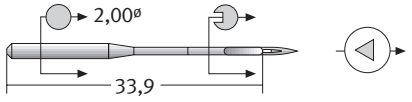

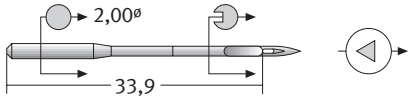

Canu	Needle size: NM / SIZE Grueso: NM / SIZE Grosseur: NM / SIZE Nadeldicke: NM / SIZE	System Sistema Système System
20:05ME17	**70** **80** **90** **100** **110** 10 12 14 16 18	**134 SD1 SERV 7** **135X5 SD1 SERV 7** **DPX5 SD1 SERV 7**
20:05ME17	**120** **150** 19	**134 SD1 SERV 7** **135X5 SD1 SERV 7** **DBX1 SD1 SERV 7** **DPX5 SD1 SERV 7**
20:05MF1	**65** **70** **80** **85** **90** **100** **110** 9 10 12 13 14 16 18	**134 D** **135X8 TRI** **PFX134 D**
20:05MF1	**120** **125** **130** **140** **150** **160** **180** 19 20 21 22 23 24	**134 D** **134 KK D** **135X8 TRI** **PFX134 D**
20:05MG1	**100** **110** 16 18	**134 DH**
20:05PB1	**60** **65** **70** **75** **80** **90** 8 9 10 11 12 14	**134 SKF** **135X5 SKF** **DPX5 SKF**
20:05TS1	**70** **75** **80** **85** **90** **100** **110** 10 11 12 13 14 16 18	**134 LLCR** **PFX134 LLCR**
20:05TS1	**120** **130** 19 21	**134 LLCR** **PFX134 LLCR**

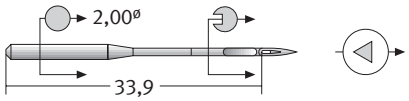

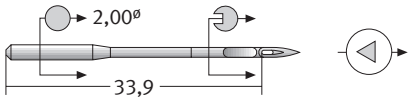

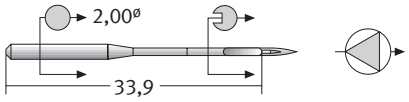

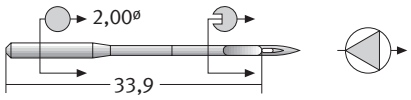

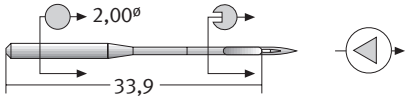

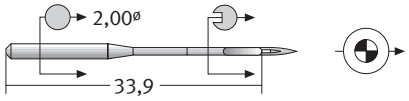

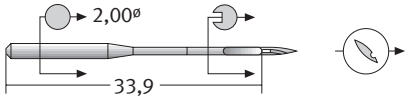

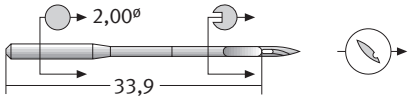

Canu	Needle size: NM / SIZE Grueso: NM / SIZE Grosseur: NM / SIZE Nadeldicke: NM / SIZE	System Sistema Système System
20:05UA1	**90 100 110** 14 16 18	**134 CR** **PFX134 CR**
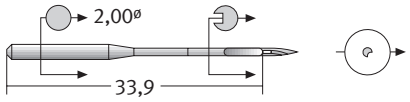		
20:05UA1	**120 130 140** 19 21 22	**134 CR** **PFX134 CR**
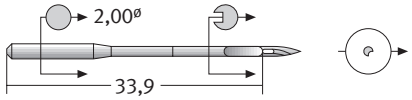		
20:05UB1	**140** 22	**134 CR SUK** **PFX134 CR SUK**
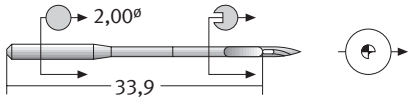		
20:05WB1	**130 140** 21 22	**134 CL SUK** **PFX134 CL SUK**
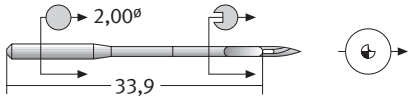		
20:05WB11	**140** 22	**134 CL SUK SERV 1**
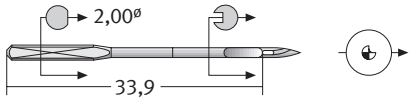		
20:05WL1	**70 75 90 100 110** 10 11 14 16 18	**134 PCR** **PFX134 PCR**
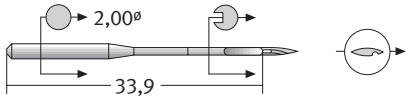		
20:05WL1	**120 130 150** 19 21	**134 PCR** **PFX134 PCR**
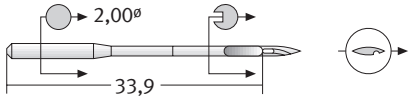		
20:05XA1	**140** 22	**134 CL** **PFX134 CL**
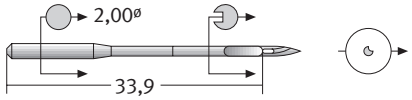		

Canu	Needle size: NM / SIZE Grueso: NM / SIZE Grosseur: NM / SIZE Nadeldicke: NM / SIZE	System Sistema Système System
20:05YL1	**65 70 75 80 85 90 100 110** 9 10 11 12 13 14 16 18	**134 PCL** **PFX134 PCL**
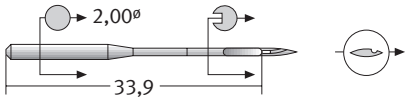		
20:05YL1	**120 130 140** 19 21 22	**134 PCL** **PFX134 PCL**
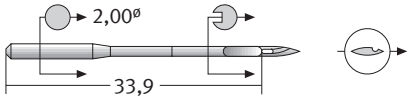		
20:05YL12	**140** 22	**134 PCL SERV 2**
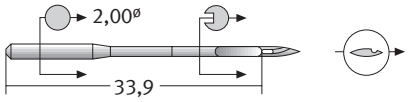		
20:08FB1	**90** 14	**134 B/1 SUK**
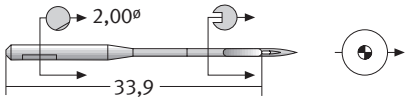		
20:10JL1	**80 90** 12 14	**134 S FLG-A**
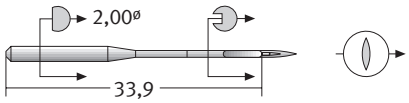		
20:55AA1	**80** 12	**134 EK** **DP-P5**
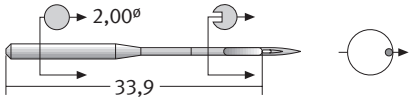		
21:05 1	**100 110** 16 18 040 044	**UY 150 GS** **UY 150 GAS** **1373** **UOX150 G**
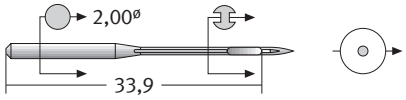		
21:10 1	**120** 19	**1373 H**
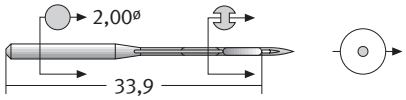		

Canu	Needle size: NM / SIZE Grueso: NM / SIZE Grosseur: NM / SIZE Nadeldicke: NM / SIZE	System Sistema Système System
21:30 1	**70 80 90** 10 12 14	**135X39** **DPX39**
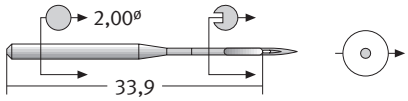		
23:04FB1	**125** 20 049	**UY 180 L**
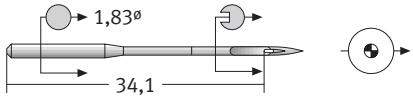		
23:05 1	**90 100 110** 14 16 18 036 040 044	**UY 180 GS** **UY 180 GVS** **UY 180 GYS** **UOX180 G**
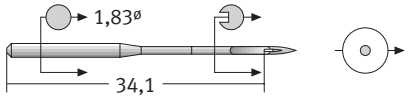		
23:05 1	**120 125 130 140 150** 19 20 21 22 048 049 054 060	**UY 180 GS** **UY 180 GVS** (1) **UY 180 GYS** **UOX180 G** (1) ≤ NM 130 SIZE 21
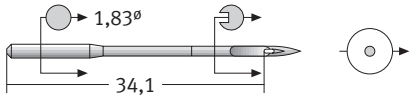		
23:05 11	**140 150** 22 054 060	**UY 180 GS SERV 1** **UY 180 GVS** **UY 180 GYS SERV 1** **UOX180 G SERV 1**
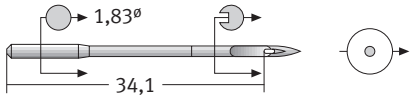		
23:05 17	**110** 18 044	**UY 180 GS SERV 7** **UY 180 GVS SERV 7** **UY 180 GYS SERV 7** **UOX180 G SERV 7**
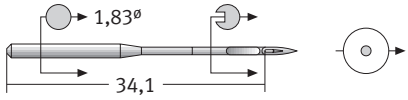		
23:05 17	**120 130 140** 19 21 22 048 054	**UY 180 GS SERV 7** **UY 180 GVS SERV 7** **UY 180 GYS SERV 7** **UOX180 G SERV 7**
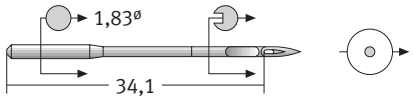		
23:05EB1	**125 140** 20 22 049 054	**UY 180 GS SES** **UY 180 GYS SES** **UOX180 G SES**
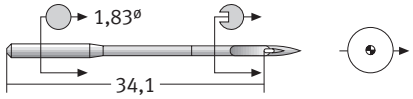		

Canu	Needle size: NM / SIZE Grueso: NM / SIZE Grosseur: NM / SIZE Nadeldicke: NM / SIZE	System Sistema Système System
23:05EB17 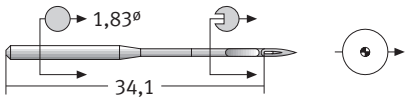	**110** 18 044	**UY 180 GS SES SERV 7** **UY 180 GVS SES SERV 7** **UY 180 GYS SES SERV 7** **UOX180 G SES SERV 7**
23:05EB17 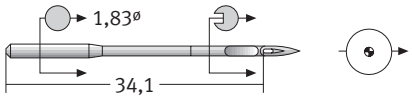	**120 130 140 150** 19 21 22 048 054 060	**UY 180 GS SES SERV 7** **UY 180 GVS SES SERV 7** **UY 180 GYS SES SERV 7** **UOX180 G SES SERV 7**
23:05FB1 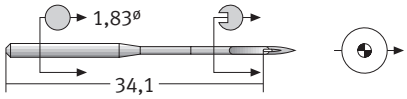	**90 100 110** 14 16 18 036 040 044	**UY 180 GLS** **UY 180 GNS** **UOX180 GXS**
23:05FB1 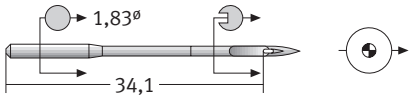	**120 125 140 150** 19 20 22 048 049 054 060	**UY 180 GLS** **UY 180 GNS** **UOX180 GXS**
23:05FB17 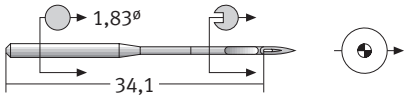	**110** 18 044	**UY 180 GLS SERV 7** **UY 180 GNS SERV 7** **UOX180 GXS SERV 7**
23:05FB17 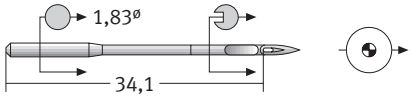	**120 130 140** 19 21 22 048 054	**UY 180 GLS SERV 7** **UY 180 GNS SERV 7** **UOX180 GXS SERV 7**
23:10 1 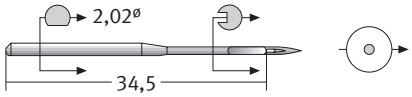	**90 100** 14 16 036 040	**29-DEA** **29-C-150** **150** **CPX1**
23:45 1 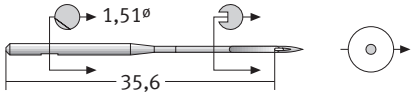	**70 80** 10 12	**555** **561/1** **2019** **FLX555**

Canu	Needle size: NM / SIZE Grueso: NM / SIZE Grosseur: NM / SIZE Nadeldicke: NM / SIZE	System Sistema Système System
23:46 1	**70 75 80** 10 11 12	**551** **561/2** **2020** **FLX2 A**
23:46EB1	**80** 12	**551 SES** **561/2 SES** **2020 SES** **FLX2 A SES**
23:46FB1	**75** 11	**551 SUK** **561/2 SUK** **2020 SUK** **FLX2 A SUK**
23:65 1	**70 80 90** 10 12 14	**46X1** **1571** **POX1**
23:65MF1	**80** 12	**46X2 TRI**
23:83CC1	**80 90 100 110** 12 14 16 18	**29-BD** **29-13** **1717 TP**
23:86CC1	**80 90 100 110** 12 14 16 18	**1717 SRUE**
24:07 1	**60 65 75** 8 9 11 025 029	**36211** **UY 36211**

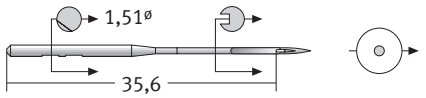

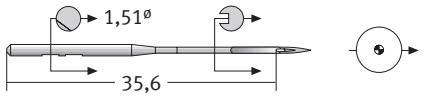

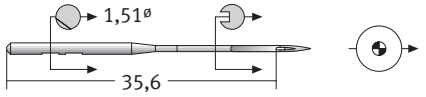

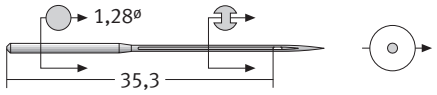

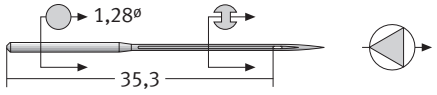

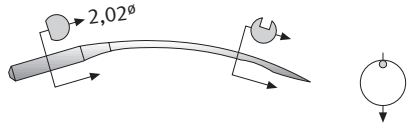

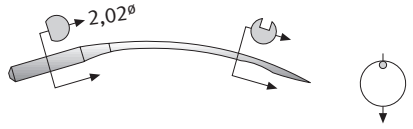

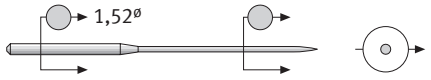

Canu	Needle size: NM / SIZE Grueso: NM / SIZE Grosseur: NM / SIZE Nadeldicke: NM / SIZE	System Sistema Système System
24:08 1	**60 65 70 75 80** 8 9 10 11 12 025 027 029 032	**UY 118 GAS** **FLX118 A**
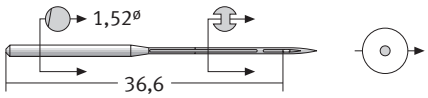		
24:08EB1	**60 65 70 75 80** 8 9 10 11 12 025 027 029 032	**UY 118 GAS SES** **FLX118 A SES**
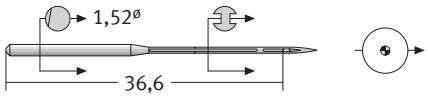		
24:09 1	**65 70 75 80 90** 9 10 11 12 14 025 027 029 032 036	**UY 118 GBS** **FLX118 GBS**
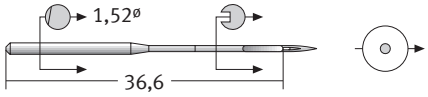		
24:09EB1	**65 70 75 80** 9 10 11 12 025 027 029 032	**UY 118 GBS SES** **FLX118 GBS SES**
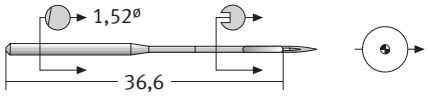		
24:09FB1	**75 80** 11 12 029 032	**UY 118 GHS** **FLX118 GHS**
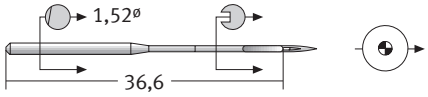		
24:10 1	**65 70 75 80** 9 10 11 12 025 027 029 032	**UY 118 GKS**
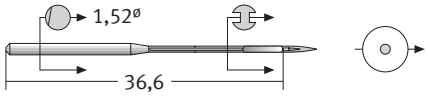		
24:10EB1	**70 75 80** 10 11 12 027 029 032	**UY 118 GKS SES**
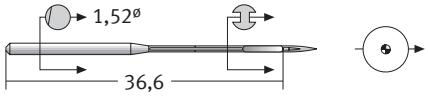		
24:15 1	**100** 16	**1055 K**
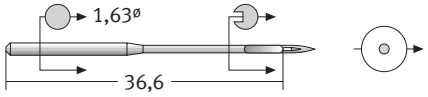		

Canu	Needle size: NM / SIZE Grueso: NM / SIZE Grosseur: NM / SIZE Nadeldicke: NM / SIZE	System Sistema Système System
24:20 1	**100** 16	**1065 K**
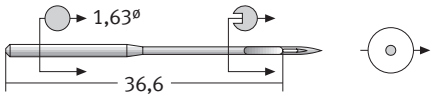		
25:08 1	**90** 14 036	**UY 203 GS**
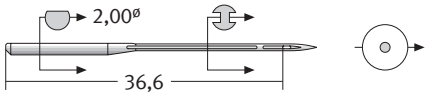		
25:08 11	**90** 14 036	**UY 203 GS SERV 1**
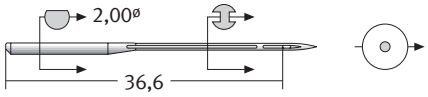		
25:08 12	**90** 14 036	**UY 203 GS SERV 2**
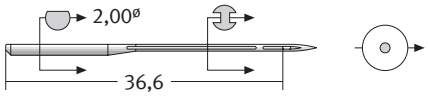		
25:09 1	**90** 14 036	**UY 204 GS**
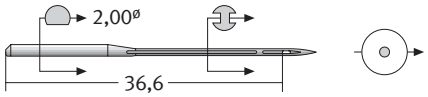		
25:09 11	**90** 14 036	**UY 204 GS SERV 1**
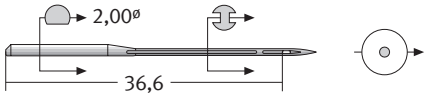		
25:09 12	**90** 14 036	**UY 204 GS SERV 2**
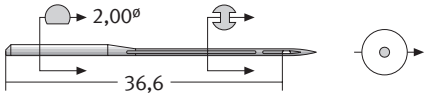		
26:17 1	**80 90 100 110 120 125 140** 12 14 16 18 19 20 22 032 036 040 044 048 049 054	**UY 108 GKS** **UY 108 GS** **UY 120 GS** **UOX108 G**
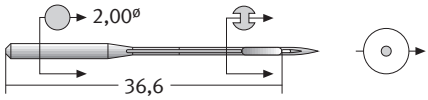		

Canu	Needle size: NM / SIZE Grueso: NM / SIZE Grosseur: NM / SIZE Nadeldicke: NM / SIZE	System Sistema Système System
26:17 3	**90** 14 036	**UY 108 GKS BLUK.** **UY 108 GS BLUK.** **UY 120 GS BLUK.** **UOX108 G BLUK.**
26:17FB1	**90 100 110 125** 14 16 18 20 036 040 044 049	**UY 108 GHS** **UY 120 GHS** **UOX108 G SUK**
26:30 1	**70 75 80 90 100 110 120 130** 10 11 12 14 16 18 19 21	**B-64** **TVX64**
26:30 3	**120** 19	**B-64 BLUK.** **TVX64 BLUK.**
26:30EB1	**70 80 90 100 110 120 130** 10 12 14 16 18 19 21	**B-64 SES** **TVX64 SES**
26:30FB1	**70 80 90 100 130** 10 12 14 16 21	**B-64 SUK** **TVX64 SUK**
26:37MA1	**120 130** 19 21	**B-39 SPI**
26:50 1	**90 100 110** 14 16 18 036 040 044	**UY 110 GAS** **UY 110 GS** **UYX110 GAS**

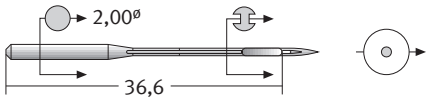

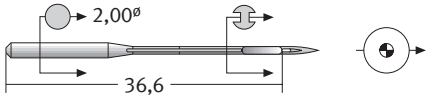

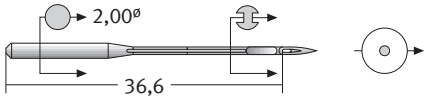

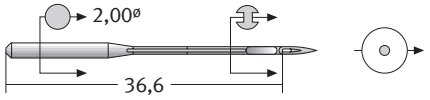

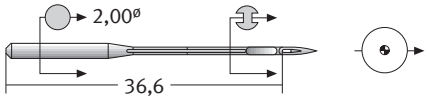

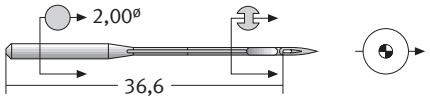

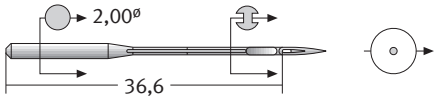

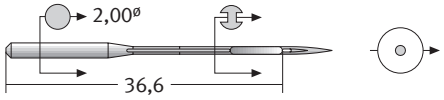

Canu	Needle size: NM / SIZE Grueso: NM / SIZE Grosseur: NM / SIZE Nadeldicke: NM / SIZE	System Sistema Système System
26:65 1	**70 75 80 90 100 110 120 125 130 140** 10 11 12 14 16 18 19 20 21 22 027 029 032 036 040 044 048 049 054	**UY 113 GS** **UOX113 GS**
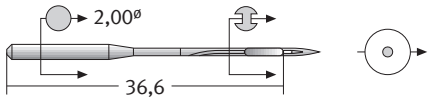		
26:65 3	**100 110 125** 16 18 20 040 044 049	**UY 113 GS BLUK.** **UOX113 GS BLUK.**
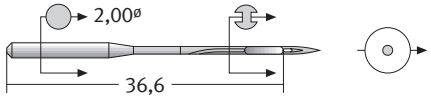		
26:65EB1	**70 75 80 90 100 110 125** 10 11 12 14 16 18 20 027 029 032 036 040 044 049	**UY 113 GS SES** **UY 113 GHS** **UOX113 GS SES**
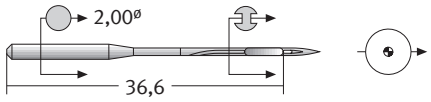		
26:65EB17	**80 90 110** 12 14 18 032 036 044	**UY 113 GHS SERV 7** **UY 113 GS SES SERV 7** **UOX113 GS SES SERV 7**
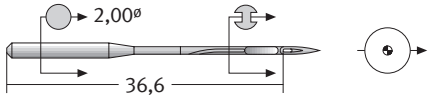		
26:65FB1	**70 75 80 90 100 110** 10 11 12 14 16 18 027 029 032 036 040 044	**UY 113 GS SUK** **UOX113 GS SUK**
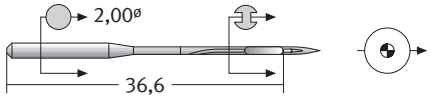		
27:05ME1	**140** 22	**459 LG SD1**
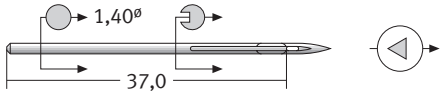		
27:05MG1	**140** 22	**459 LG DH**
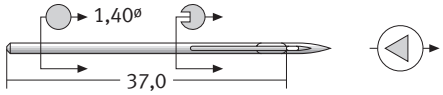		
27:41EB1	**80 90 100 110 120** 12 14 16 18 19	**934** **934 SES** **TVX934 SES**
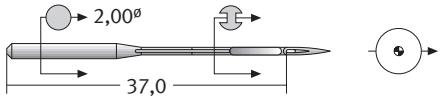		

Canu	Needle size: NM / SIZE Grueso: NM / SIZE Grosseur: NM / SIZE Nadeldicke: NM / SIZE	System Sistema Système System
27:45 1	**80 90 100 110** 12 14 16 18	**149X1** **TVX1**
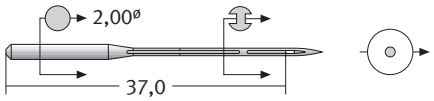		
27:45EB1	**80 90** 12 14	**149X1 SES** **TVX1 SES**
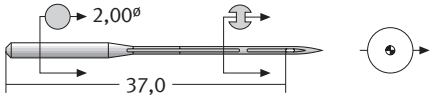		
27:50 1	**70 75 80 90 100** 10 11 12 14 16	**149X7** **TVX7**
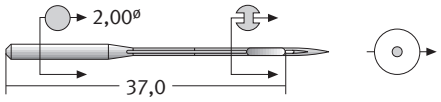		
27:50 1	**110 120 125 130 140** 18 19 20 21 22	**149X7** **149X25** **TVX7** **TVX25**
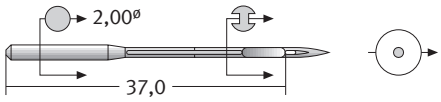		
27:50EB1	**70 75 80 90** 10 11 12 14	**149X7 SES** **TVX7 SES**
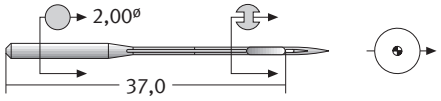		
27:50EB1	**140** 22	**149X7 SES** **149X25 SES** **TVX7 SES** **TVX25 SES**
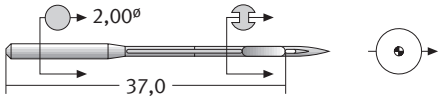		
27:50FB1	**70 80** 10 12	**149X7 SUK** **TVX7 SUK**
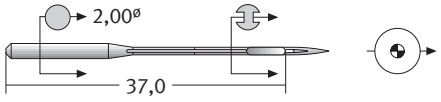		
27:53OC2	**80 90 100 110 120 130 150** 12 14 16 18 19 21	**660**
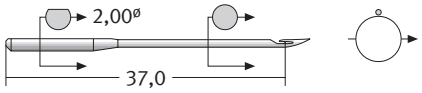		

Canu	Needle size: NM / SIZE Grueso: NM / SIZE Grosseur: NM / SIZE Nadeldicke: NM / SIZE	System Sistema Système System
27:55BA1 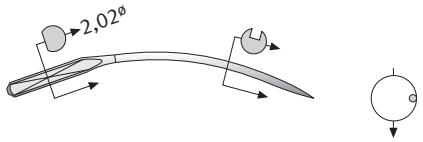	**80 90** 12 14	**29-BB** **1717 DC** **1828 E** **LWX7 T**
27:60 1 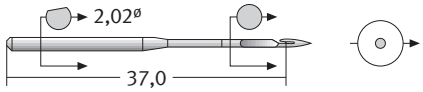	**90 100 110** 14 16 18	**29-DHA** **29-C-151** **151 S** **CPX12**
27:90EB1 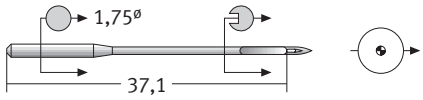	**70 75 80 90 100 110** 10 11 12 14 16 18	**29-S SES** **1985 SES** **175X1 SES** **TQX1 SES**
27:90FB1 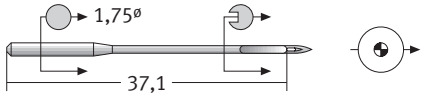	**80 90 100** 12 14 16	**29-S SUK** **1985 SUK** **175X1 SUK** **TQX1 SUK**
27:90JB1 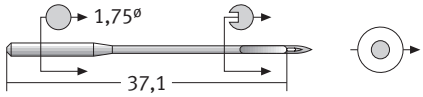	**70 75 80 85 90 100 110 120 125 130** 10 11 12 13 14 16 18 19 20 21	**29-S** **1985** **175X1** **TQX1**
30:15 1 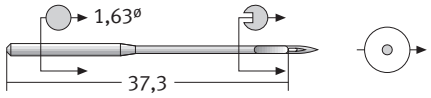	**80 90 100 110 120** 12 14 16 18 19	**108X3** **BQX3**
30:15EB1 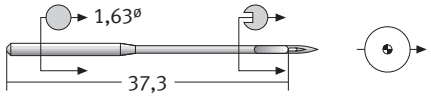	**80** 12	**108X1 SES** **108X3 SES** **BQX1 SES** **BQX3 SES**
30:15FB1 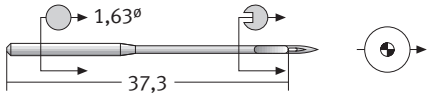	**90** 14	**108X1 SUK** **108X3 SUK** **BQX1 SUK** **BQX3 SUK**

Canu	Needle size: NM / SIZE Grueso: NM / SIZE Grosseur: NM / SIZE Nadeldicke: NM / SIZE	System Sistema Système System
30:15JB1	**80 90 100 110** 12 14 16 18	**108X1** **BQX1**
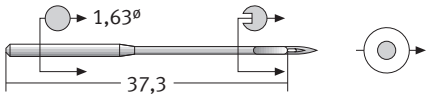		
30:30 1	**110 130 140 160** 18 21 22 23	**31X1** **FVX1**
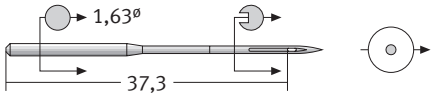		
30:55 1	**125 140** 20 22	**176X5** **EBX5**
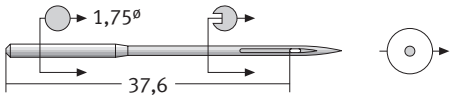		
30:62 1	**65 70 75 80 90** 9 10 11 12 14 025 027 029 032 036	**UY 163 GAS** **UY 8021 GS** **UOX163 GAS**
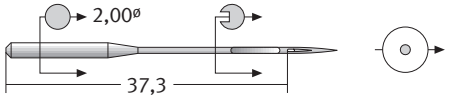		
30:62EB1	**70 75 80 90** 10 11 12 14 027 029 032 036	**UY 163 GAS SES** **UY 8021 GS SES** **UOX163 SES**
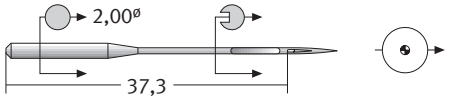		
31:28 1	**80 90** 12 14	**B-67** **SMX67**
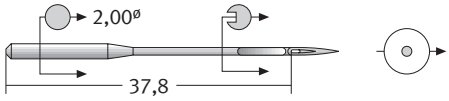		
31:28FB1	**80 90** 12 14	**B-67 SUK** **SMX67 SUK**
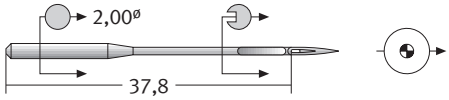		
31:60 1	**150 170**	**500** **505 LG** **LAX505**
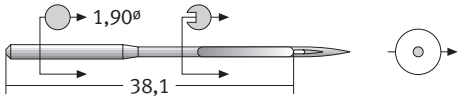		

Canu	Needle size: NM / SIZE Grueso: NM / SIZE Grosseur: NM / SIZE Nadeldicke: NM / SIZE	System Sistema Système System
32:05JB1	**80 90 100 110 120** 12 14 16 18 19	**134-35 K** **DPX35 K**
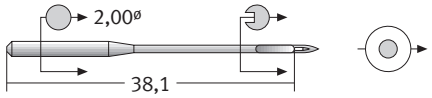		
32:09 1	**80 90** 12 14	**134-35 FORTE**
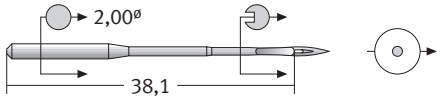		
32:10 1	**70 75 80 90 100 110 120 130 140 150 160 170 180 200** 10 11 12 14 16 18 19 21 22 23 24 25	**134-35 (R)** **2134-35** **DPX35**
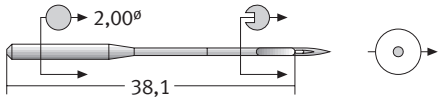		
32:10 17	**70 80 90 100 110 120 130 140** 10 12 14 16 18 19 21 22	**134-35 SERV 7** **2134-35 SERV 7** **DPX35 SERV 7**
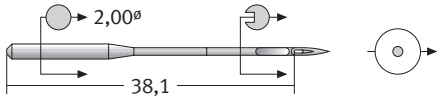		
32:10 18	**140** 22	**134-35 SERV 8**
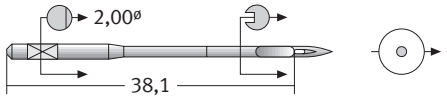		
32:10AX1	**70 80 90 100 110 120 130 140 150 160 170 180 200** 10 12 14 16 18 19 21 22 23 24 25	**134-35 LR** **DPX35 LR**
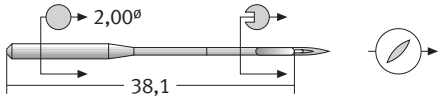		
32:10BX1	**110 120 130 140** 18 19 21 22	**134-35 VR** **DPX35 VR**
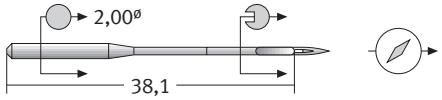		
32:10EB1	**70 80 90 100 110 120 130** 10 12 14 16 18 19 21	**134-35 SES** **2134-35 SES** **DPX35 SES**
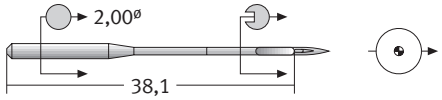		

Canu	Needle size: NM / SIZE Grueso: NM / SIZE Grosseur: NM / SIZE Nadeldicke: NM / SIZE	System Sistema Système System
32:10EB17	**100 110 120 130** 16 18 19 21	**134-35 SES SERV 7** **2134-35 SES SERV 7** **DPX35 SES SERV 7**
32:10FB1	**80 90 100 110 120 130 140** 12 14 16 18 19 21 22	**134-35 SUK** **2134-35 SUK** **DPX35 SUK**
32:10JL1	**80 90 100 110 120 130 140 150 160 180** 12 14 16 18 19 21 22 23 24	**134-35 S** **DPX35 S**
32:10ME1	**100 110 120 130 140 150** 16 18 19 21 22	**134-35 SD1** **2134-35 SD1** **DPX35 SD1**
32:10ME17	**120 130 140** 19 21 22	**134-35 SD1 SERV 7** **2134-35 SD1 SERV 7** **DPX35 SD1 SERV 7**
32:10MF1	**90 100 110 120 130 140 150 160 180 200** 14 16 18 19 21 22 23 24 25	**134-35 D** **DPX35 D**
32:10MG1	**120 130 140 150** 19 21 22	**134-35 DH**
32:10UA1	**120 130 140** 19 21 22	**134-35 CR** **2134-35 CR** **DPX35 CR**

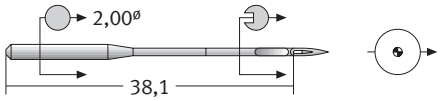

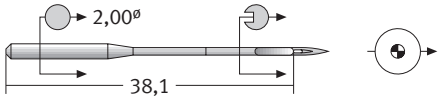

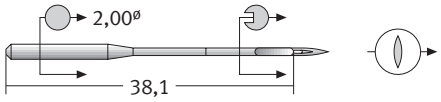

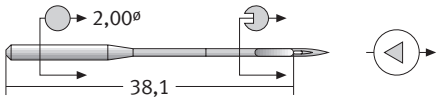

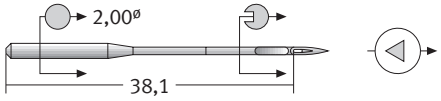

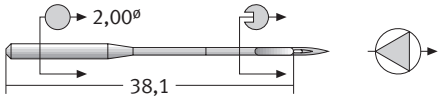

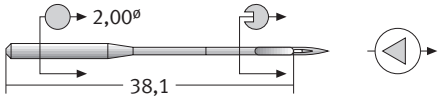

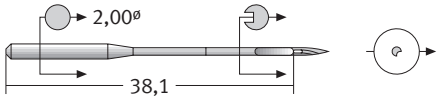

Canu	Needle size: NM / SIZE Grueso: NM / SIZE Grosseur: NM / SIZE Nadeldicke: NM / SIZE	System Sistema Système System
32:10WL1	**130** 21	**134-35 PCR**
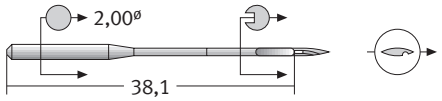		
32:10XA1	**110 120** 18 19	**134-35 CL** **2134-35 CL** **DPX35 CL**
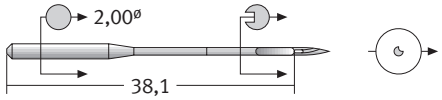		
32:10YL1	**100 110 120 130 140 150** 16 18 19 21 22	**134-35 PCL** **DPX35 PCL**
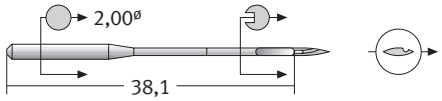		
32:11 11	**110 120** 18 19	**134-35 F SERV 1**
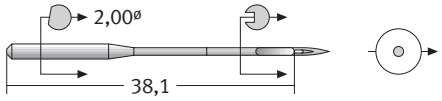		
32:12 17	**120 130 140** 19 21 22	**134-35 FL SERV 7**
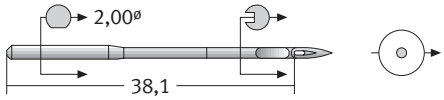		
32:12ME17	**140** 22	**134-35 FL SD1 SERV 7**
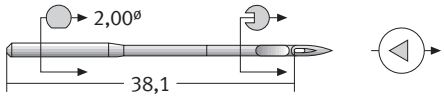		
32:14 1	**90 100 110 120 130** 14 16 18 19 21	**2134-85** **DPX85**
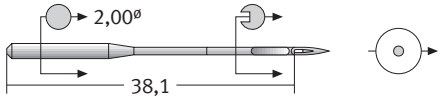		
32:14UA1	**120 130** 19 21	**2134-85 CR** **DPX85 CR**
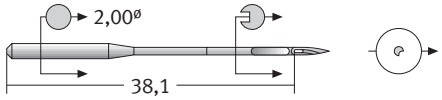		

Canu	Needle size: NM / SIZE Grueso: NM / SIZE Grosseur: NM / SIZE Nadeldicke: NM / SIZE	System Sistema Système System
32:14XA1	**120 130** 19 21	**2134-85 CL** **DPX85 CL**
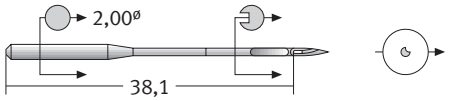		
33:20DB1	**120 130 140** 19 21 22	**3550**
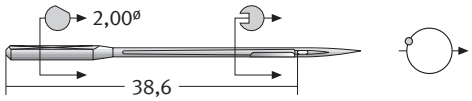		
33:30 1	**70 80 90 100 110 120 125 130 140 160 180** 10 12 14 16 18 19 20 21 22 23 24	**5640** **62X57** **SY 3260** **DVX57**
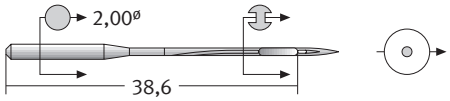		
33:30 13	**140** 22	**62X57 SERV 3**
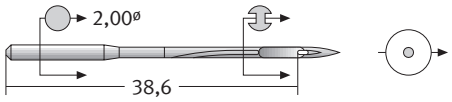		
33:30 17	**100 130** 16 21	**5640 SERV 7** **62X57 SERV 7** **DVX57 SERV 7**
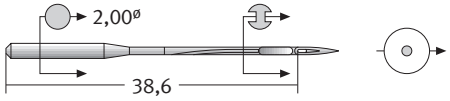		
33:30 3	**130 140** 21 22	**5640 BLUK.** **62X57 BLUK.** **DVX57 BLUK.**
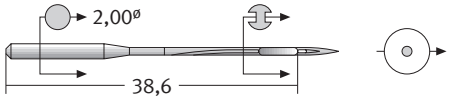		
33:30EB1	**100 110 120 130 140** 16 18 19 21 22	**5640 SES** **62X57 SES** **SY 3260-06** **DVX57 SES**
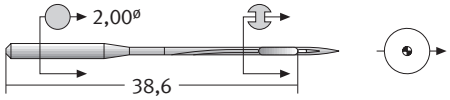		
33:30FB1	**110 120 130** 18 19 21	**5640 SUK** **62X57 SUK** **SY 3260-07** **DVX57 SUK**
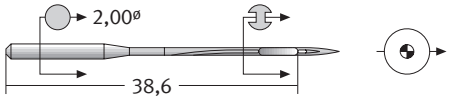		

Canu	Needle size: NM / SIZE Grueso: NM / SIZE Grosseur: NM / SIZE Nadeldicke: NM / SIZE	System Sistema Système System
33:30MF1	**110** 18	**5640 D** **62X40 TRI**
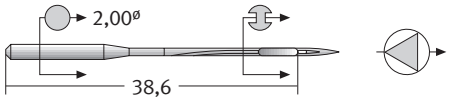		
33:50CC1	**60 70 75 80 90 100** 8 10 11 12 14 16	**1669 E EO** **3669 E** **LWX1669 E**
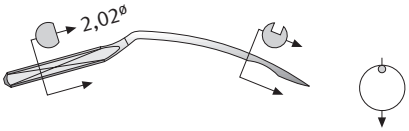		
34:15EB1	**70 75 80** 10 11 12	**B-1014**
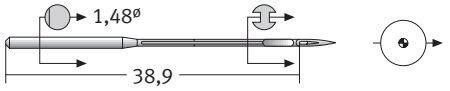		
34:18 1	**80** 12	**MY 1014 D** **FLX1014 D**
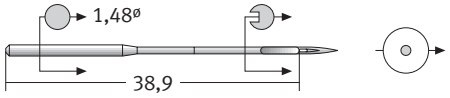		
34:18FB1	**70 80** 10 12	**MY 1014 C** **FLX1014 C**
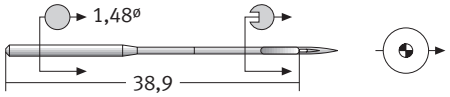		
34:20 1	**80** 12	**MY 1014** **MY 1014 A** **SMX1014 A**
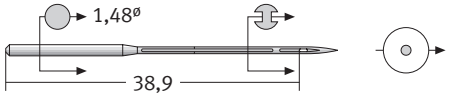		
34:21EB1	**65 70 75 80 90** 9 10 11 12 14	**MY 1014 H**
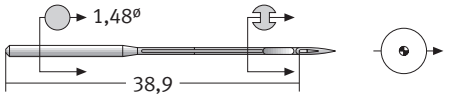		
34:22 1	**65 70 75 80 90** 9 10 11 12 14	**MY 1014 B** **SMX1014 B**
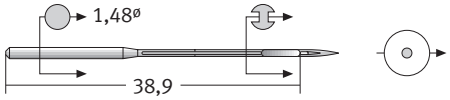		

Canu	Needle size: NM / SIZE Grueso: NM / SIZE Grosseur: NM / SIZE Nadeldicke: NM / SIZE	System Sistema Système System
34:22EB1	**70 75 80** 10 11 12	**MY 1014 B SES** **SMX1014 B SES**
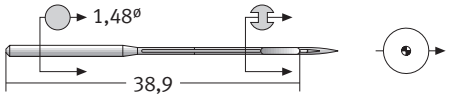		
34:35 1	**160** 23	**126X9** **FOX9**
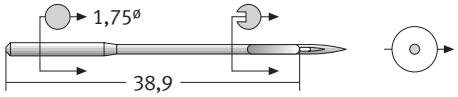		
35:15 1	**90 100 110 120 130 140** 14 16 18 19 21 22	**332 (R)** **29X3**
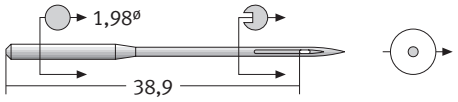		
35:15AS1	**110 120 130 140** 18 19 21 22	**332 LL** **29X4 TW** **DIX4**
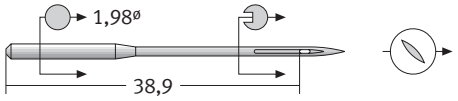		
35:15AX1	**100 110 120 130** 16 18 19 21	**332 LR** **29X4 R TW** **DIX4 LR**
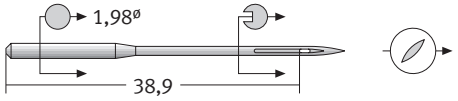		
35:18 1	**200** 25	**D-5** **SY 7320** **35:18** **BCX5**
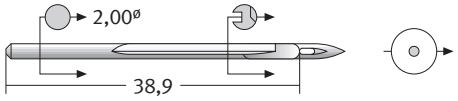		
35:19NF1	**200** 25	**35:19 NF**
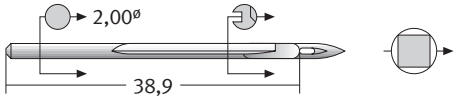		
35:40 1	**60 65 70 75 80 85 90 100 110 120 130** 8 9 10 11 12 13 14 16 18 19 21	**B-63** **DVX63**
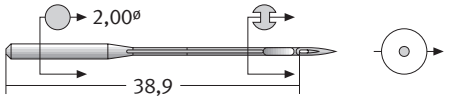		

Canu	Needle size: NM / SIZE Grueso: NM / SIZE Grosseur: NM / SIZE Nadeldicke: NM / SIZE	System Sistema Système System
35:40 3	**80 90** 12 14	**B-63 BLUK.** **DVX63 BLUK.**
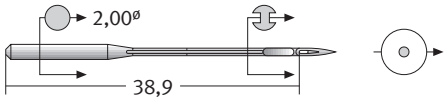		
35:40EB1	**60 65 70 75 80 90 100 110 120** 8 9 10 11 12 14 16 18 19	**B-63 SES** **UY 121 GXS** **DVX63 SES**
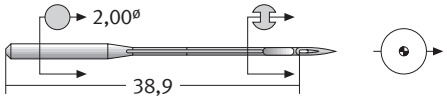		
35:40FB1	**60 65 70 75 80 85 90 100 110** 8 9 10 11 12 13 14 16 18	**B-63 SUK** **DVX63 SUK**
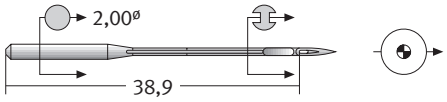		
35:40KC1	**70 80** 10 12	**B-63 SKL** **DVX63 SKL**
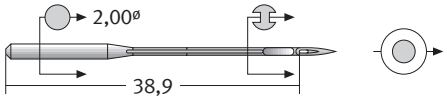		
35:40MA1	**70 80** 10 12	**B-63 SPI** **DVX63 SPI**
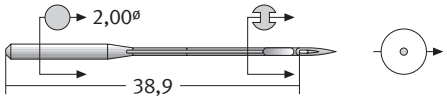		
35:45 1	**80 90 100 110 120** 12 14 16 18 19	**4463-35** **UOX4463-35**
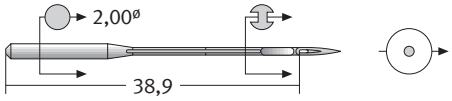		
35:45 3	**120** 19	**4463-35 BLUK.** **UOX4463-35 BLUK.**
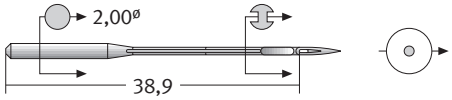		
35:46XA1	**100** 16	**5463-35**
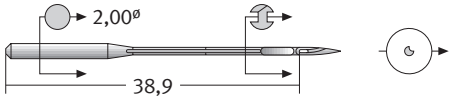		

Canu	Needle size: NM / SIZE Grueso: NM / SIZE Grosseur: NM / SIZE Nadeldicke: NM / SIZE	System Sistema Système System
36:05 1	**65 70 75 80 90 100 110 125 140** 9 10 11 12 14 16 18 20 22 025 027 029 032 036 040 044 049 054	**UY 121 GS** **MY 1001** **DVX1**
36:05EB1	**70 75** 10 11 027 029	**UY 121 GS SES** **MY 1001 SES** **DVX1 SES**
36:05FB1	**65 70 75 125** 9 10 11 20 025 027 029 049	**UY 121 GHS** **MY 1001 SUK** **DVX1 SUK**
37:20 1	**65 70 75 80 90 100 110 120 125 130 140 160 180 200** 9 10 11 12 14 16 18 19 20 21 22 23 24 25	**135X17** **SY 3355** **DPX17**
37:20 12	**140 160 180** 22 23 24	**135X17 SERV 2**
37:20 16	**160** 23	**135X17 FLG-E SERV 6**
37:20 17	**70 80 90 100 110 120 130 140** 10 12 14 16 18 19 21 22	**135X17 SERV 7** **DPX17 SERV 7**
37:20 3	**140 160** 22 23	**135X17 BLUK.** **DPX17 BLUK.**

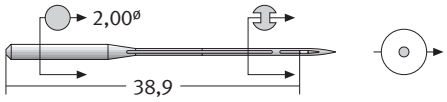

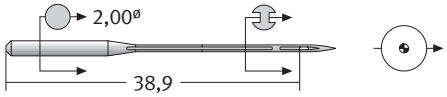

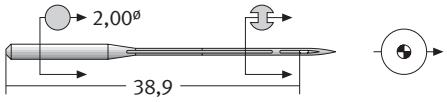

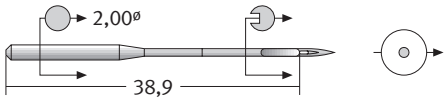

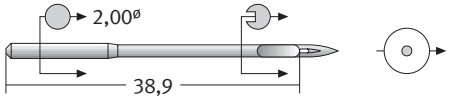

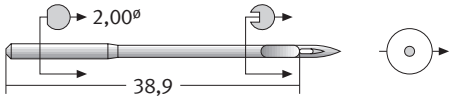

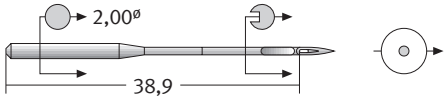

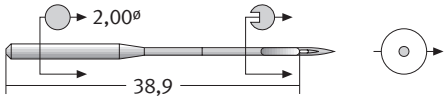

Canu	Needle size: NM / SIZE Grueso: NM / SIZE Grosseur: NM / SIZE Nadeldicke: NM / SIZE	System Sistema Système System
37:20AX1	**110 120 130 140 160** 18 19 21 22 23	**135X16 R TW** **DPX16 LR**
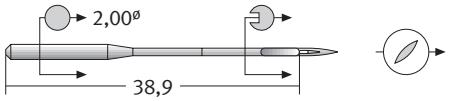		
37:20DL1	**125 140** 20 22	**135X16 NW** **DPX16**
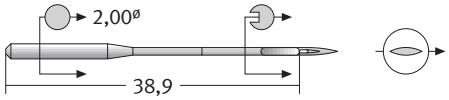		
37:20EB1	**70 80 90 100 110 120 125 130 140** 10 12 14 16 18 19 20 21 22	**135X17 SES** **DPX17 SES**
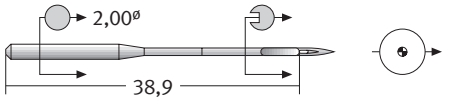		
37:20FB1	**80 90 100 110 120 130 140** 12 14 16 18 19 21 22	**135X17 SUK** **DPX17 SUK**
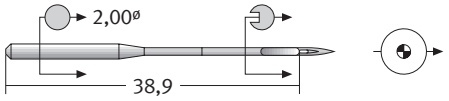		
37:20KJ1	**110 125 130 140 160 180 200** 18 20 21 22 23 24 25	**135X16 DIA** **DPX16 DIA**
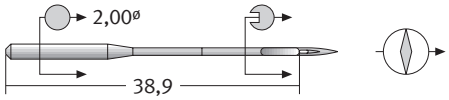		
37:20ME1	**140 160** 22 23	**135X17 SD1** **DPX17 SD1**
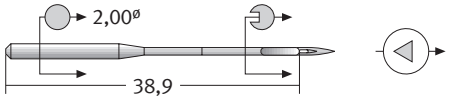		
37:20MF1	**100 110 120 125 130 140 160 180** 16 18 19 20 21 22 23 24	**135X16 TRI** **DPX16 D**
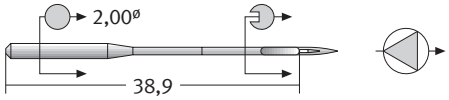		
37:40 1	**100 110 125 140** 16 18 20 22 040 044 049 054	**UY 133 GS** **UYX133 GS**
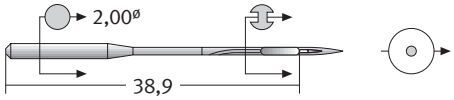		

Canu	Needle size: NM / SIZE Grueso: NM / SIZE Grosseur: NM / SIZE Nadeldicke: NM / SIZE	System Sistema Système System
37:90EB1	**65 70 75 80** 9 10 11 12 025 027 029 032	**1280 KSP** **1280 KSP SES** **1280 KSP-2** **UY 121 GJS**
37:90FB1	**70** 10 027	**1280 KSP SUK** **1280 KSP-2 SUK** **UY 121 GJS SUK**
37:92EB1	**70** 10 027	**UY 121 GWS**
37:92FB1	**65 70 75 80 90** 9 10 11 12 14 025 027 029 032 036	**UY 121 GUS**
37:92FB12	**65** 9 025	**UY 121 GUS SERV 2**
38:00 1	**60 65 70 75 80 85 90 100 110 120 125 130 140 150 170** 8 9 10 11 12 13 14 16 18 19 20 21 22 025 027 029 032 036 040 044 048 049 054 060 067	**UY 128 GAS** **1280** **149X3** **TVX3**
38:00 16	**125 140** 20 22 049 054	**UY 128 GAS SERV 6** **149X3 SERV 6**
38:00 3	**100 110 120 125 140** 16 18 19 20 22 040 044 048 049 054	**UY 128 GAS BLUK.** **UY 128 TAS** **149X3 BLUK.** **TVX3 BLUK.**

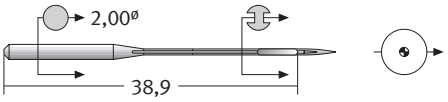

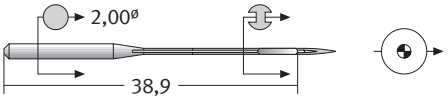

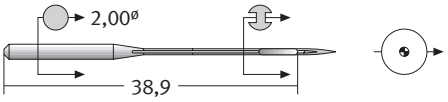

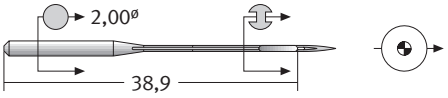

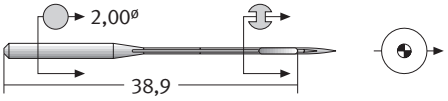

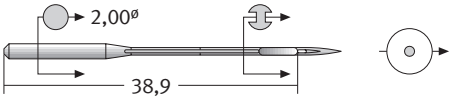

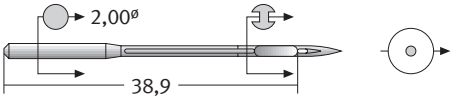

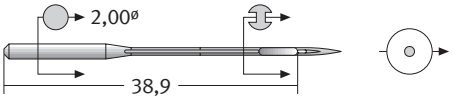

Canu	Needle size: NM / SIZE Grueso: NM / SIZE Grosseur: NM / SIZE Nadeldicke: NM / SIZE	System Sistema Système System
38:00EB1	**60** 8 **65** 9 025 **70** 10 027 **75** 11 029 **80** 12 032 **85** 13 **90** 14 036 **100** 16 040 **110** 18 044 **120** 19 048 **125** 20 049 **130** 21 **140** 22 054	**UY 128 GAS SES** **1280 SES** **149X3 SES** **TVX3 SES**
38:00EB16	**140** 22 054	**UY 128 GAS SES SERV 6** **149X3 SES SERV 6**
38:00EB17	**65** 9 025 **70** 10 027 **75** 11 029 **80** 12 032 **90** 14 036 **100** 16 040 **110** 18 044 **120** 19 048 **130** 21 **140** 22 054	**UY 128 GAS SES SERV 7** **1280 SES SERV 7** **149X3 SES SERV 7** **TVX3 SES SERV 7**
38:00FB1	**60** 8 **65** 9 025 **70** 10 027 **75** 11 029 **80** 12 032 **85** 13 **90** 14 036 **100** 16 040 **110** 18 044 **120** 19 048 **125** 20 049 **130** 21 **140** 22 054 **150** 060	**UY 128 GBS** **1280 SUK** **149X3 SUK** **TVX3 SUK**
38:00FB17	**65** 9 025 **70** 10 027 **75** 11 029 **80** 12 032 **90** 14 036 **100** 16 040 **110** 18 044 **120** 19 048 **130** 21 **140** 22 054	**UY 128 GBS SERV 7** **1280 SUK SERV 7** **149X3 SUK SERV 7** **TVX3 SUK SERV 7**
38:00FB3	**90** 14 036	**UY 128 GBS BLUK.** **1280 SUK BLUK.** **149X3 SUK BLUK.** **TVX3 SUK BLUK.**
38:00KC1	**70** 10 027	**UY 128 GAS SKL** **1280 SKL** **149X3 SKL** **TVX3 SKL**
38:00NG1	**140** 22 054	**UY 929 GS** **149X4**

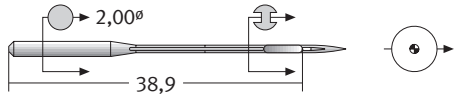

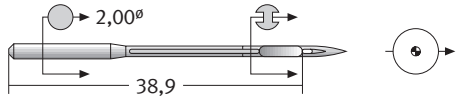

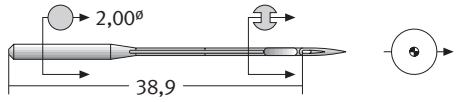

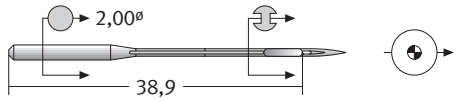

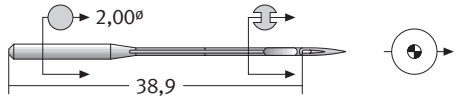

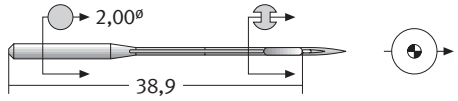

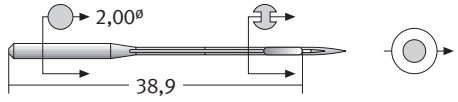

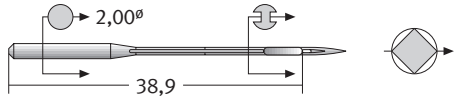

Canu	Needle size: NM / SIZE Grueso: NM / SIZE Grosseur: NM / SIZE Nadeldicke: NM / SIZE	System Sistema Système System
38:31 1	**110 125 140 150** 18 20 22 044 049 054 060	**UY 130 GS** **UOX130 G**
38:31 3	**140** 22 054	**UY 130 GS BLUK.** **UOX130 G BLUK.**
38:43FB1	**65 70 75 80 90 100 110** 9 10 11 12 14 16 18 025 027 029 032 036 040 044	**UY 121 GBS** **UYX121 GBS**
38:47 1	**90 100 110** 14 16 18	**971 B/1** **DVX971 B**
38:50CA1	**110 120 130 150** 18 19 21	**470 KA** **PFX470 KA**
39:55FB1	**70 75 80 90 100 110 125 140** 10 11 12 14 16 18 20 22 027 029 032 036 040 044 049 054	**UY 128 GHS** **UY 128 GLS** **UYX128 GLS**
39:62EB1	**100 110** 16 18 040 044	**UY 130 GHS** **UYX130 GHS**
39:66CC1	**60 65 70 75 80 90 100 110** 8 9 10 11 12 14 16 18	**251 EU** **1669** **LWX251 EU**

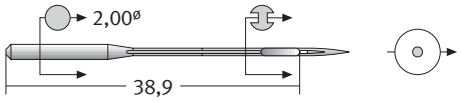

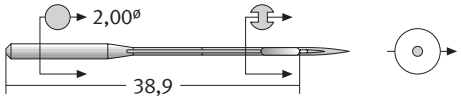

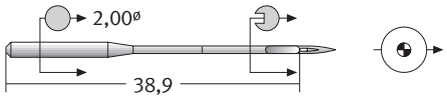

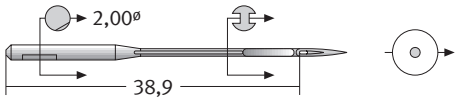

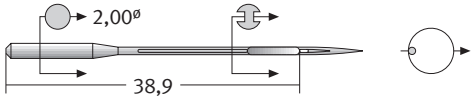

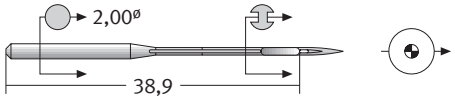

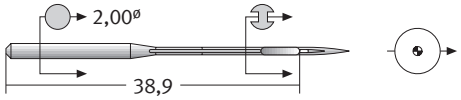

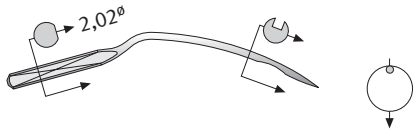

Canu	Needle size: NM / SIZE Grueso: NM / SIZE Grosseur: NM / SIZE Nadeldicke: NM / SIZE	System Sistema Système System
39:70CC1	**60 65 70 80 90 100 110 120** 8 9 10 12 14 16 18 19	**29-CA** **251** **LWX3 T** **LWX4 T**
40:60 2	**90 100** 14 16	**1836**
41:05 1	**200** 25	**2077** **16X63** **TFX63**
43:45CB1	**65 70 75** 9 10 11	**29-BL SES** **29-49 SES** **2140 TP SES** **LWX6 T SES**
43:45CC1	**60 65 70 75 80 90 100 110** 8 9 10 11 12 14 16 18	**29-BL** **29-49** **2140 TP** **LWX6 T**
43:75CB1	**80 90** 12 14 15 25	**251 LG SES** **300 SES** **29-CB SES** **LWX5 T SES**
43:75CC1	**65 70 75 80 85 90 95 100 110** 9 10 11 12 13 14 15 16 18 00 05 10 15 20 25 30 35 45	**251 LG** **300** **29-CB** **LWX5 T**
44:15JB1	**80 90 100 110** 12 14 16 18	**2018** **175X3** **TQX3**

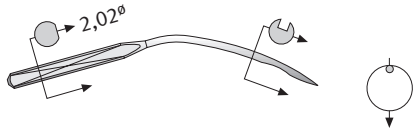

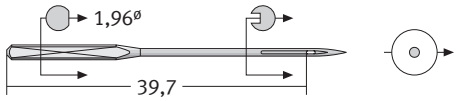

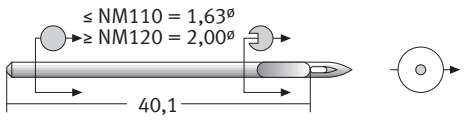

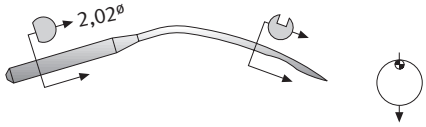

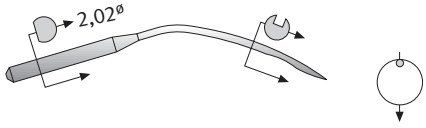

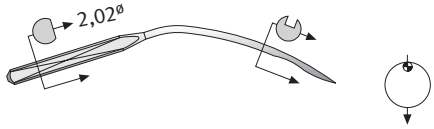

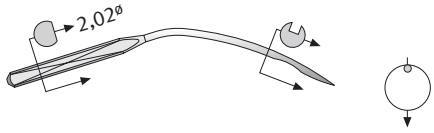

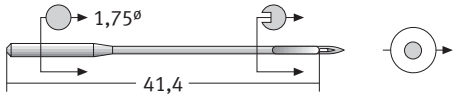

Canu	Needle size: NM / SIZE Grueso: NM / SIZE Grosseur: NM / SIZE Nadeldicke: NM / SIZE	System Sistema Système System
44:31 1	**75** **80** **90** **100** **110** **120** **125** **130** **140** **160** **180** 11 12 14 16 18 19 20 21 22 23 24	**62X45** **149X5** **TVX5**
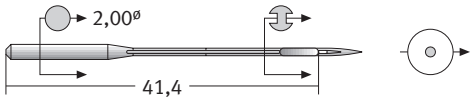		
44:31 17	**130** **140** 21 22	**62X45 SERV 7** **149X5 SERV 7** **TVX5 SERV 7**
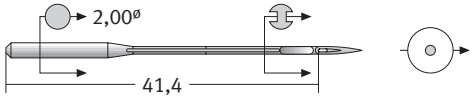		
44:31EB1	**90** **100** **120** **130** **140** 14 16 19 21 22	**62X45 SES** **149X5 SES** **TVX5 SES**
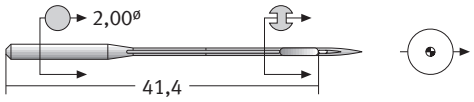		
44:34MA1	**90** **110** **130** **160** 14 18 21 23	**933**
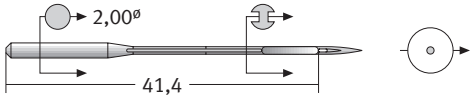		
44:36 1	**130** **140** **160** **180** **200** 21 22 23 24 25	**62X59** **SY 4112** **DVX59**
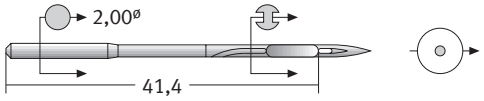		
44:36 3	**160** **180** 23 24	**62X59 BLUK.** **SY 4112 BLUK.** **DVX59 BLUK.**
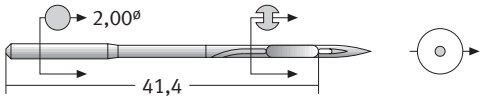		
45:10NF1	**230** 26	**506 Q LG**
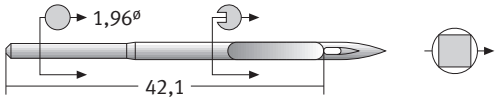		
45:13NG1	**150**	**14 SP**
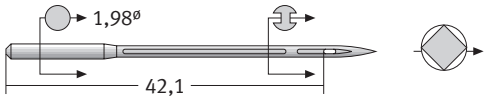		

Canu	Needle size: NM / SIZE Grueso: NM / SIZE Grosseur: NM / SIZE Nadeldicke: NM / SIZE	System Sistema Système System
45:20NG1	**200** 25 080	**UY 947 GS**
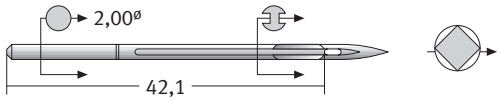		
45:22 2	**90 100 110 125** 14 16 18 20	**780 C**
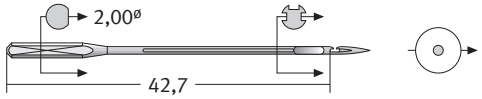		
45:30 1	**140 170 200 230 250** 22 25 26 27 054 067 080 090 100	**UY 143 GS** **DNX1** **UOX143 G**
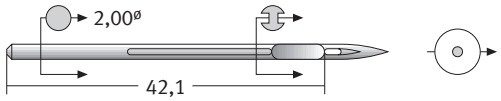		
45:30NG1	**200** 25 080	**UY 943 GS** **DNX1 Q** **UYX943 GS**
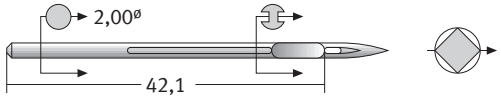		
45:41NF2	**200** 25 080	**UY 9854 GS** **UOX9854**
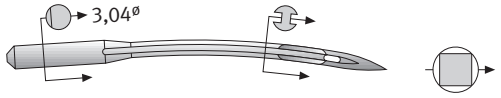		
45:43 1	**120 125 140 170** 19 20 22 048 049 054 067	**UY 147 GS** **UOX147 GA**
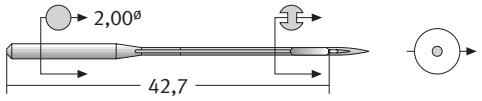		
45:47CC1	**80 90** 12 14	**1671 E EO**
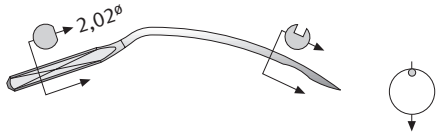		
45:70 2	**200** 25 080	**UY 9858 GS**
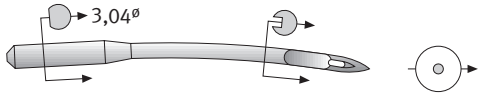		

Canu	Needle size: NM / SIZE Grueso: NM / SIZE Grosseur: NM / SIZE Nadeldicke: NM / SIZE	System Sistema Système System
46:10 1	**80 90 100 110 130 140** 0 1 2 3 4 5	**854 S** **SHX1**
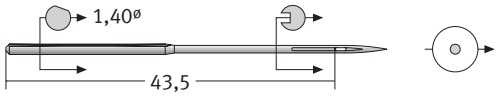		
46:10FB1	**70 80 90 100 110** 2/0 0 1 2 3	**854 S SUK** **SHX1 SUK**
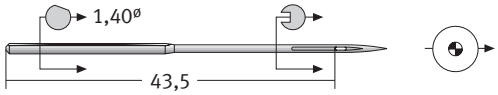		
46:10JD1	**80 90 100 110 130** 0 1 2 3 4	**854 S STR** **SHX1 STR**
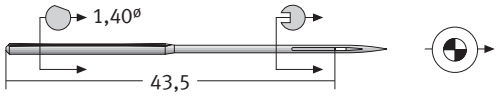		
46:11 1	**80 90 100 110** 0 1 2 3	**854 SA** **SH-K9**
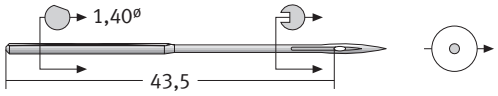		
46:11FB1	**80 90 100 110** 0 1 2 3	**854 SA SUK** **SH-K9 SUK**
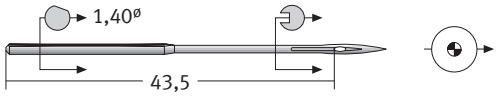		
46:11JD1	**90** 1	**854 SA STR** **SH-K9 STR**
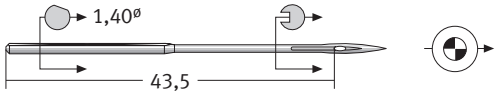		
46:20 1	**80 90 100 110** 0 1 2 3	**110 S** **SHX3**
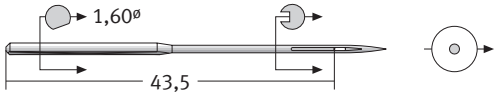		
46:20FB1	**70 80 90 100 110** 2/0 0 1 2 3	**110 S SUK** **SHX3 SUK**
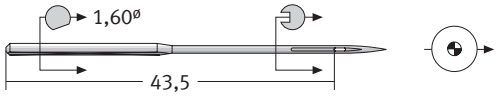		

Canu	Needle size: NM / SIZE Grueso: NM / SIZE Grosseur: NM / SIZE Nadeldicke: NM / SIZE	System Sistema Système System
46:20FB16	**70** 2/0	**110 S SUK SERV 6**
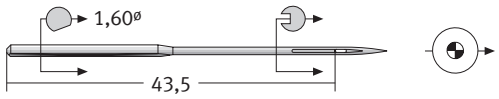		
46:20JD1	**80 90 100 110** 0 1 2 3	**110 S STR** **SHX3 STR**
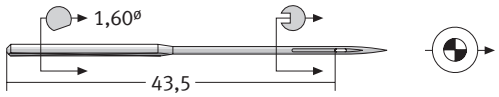		
46:21FB1	**90 110** 1 3	**110 SA SUK**
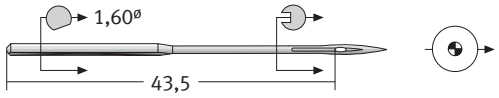		
46:41 1	**80 90** 0 1	**0110** **SMX854 B**
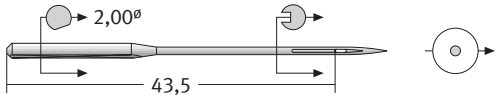		
46:41FB1	**80 90** 0 1	**0110 SUK** **SMX854 B SUK**
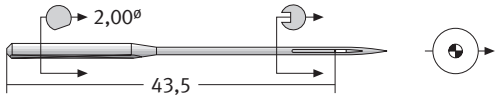		
46:42 1	**80 90 100 110 130** 0 1 2 3 4	**0854** **SMX854**
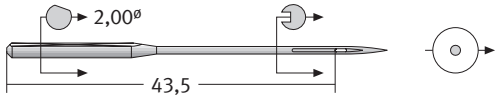		
46:42FB1	**80 90 100** 0 1 2	**0854 SUK** **SMX854 SUK**
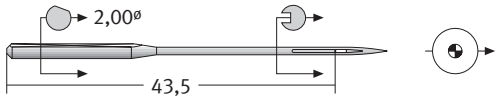		
47:07MA1	**120 140** 19 22	**367 S**
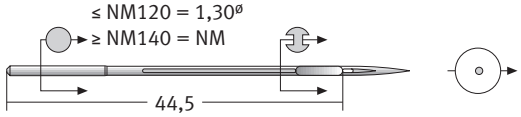		

Canu	Needle size: NM / SIZE Grueso: NM / SIZE Grosseur: NM / SIZE Nadeldicke: NM / SIZE	System Sistema Système System
47:08MA1	**90 110 120** 14 18 19	**367 S LG**
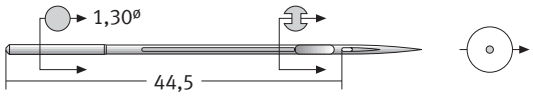		
47:20JB1	**80 90 100 110 120** 12 14 16 18 19	**190 K** **MTX190 K**
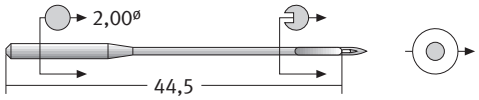		
47:24FD1	**120** 19	**71 L** **LAX71 EL**
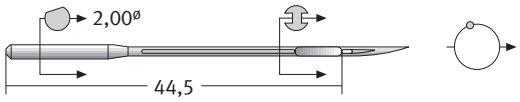		
47:25 1	**70 80 90 100 110 120 125 130 140 150 160 180 200** 10 12 14 16 18 19 20 21 22 23 24 25	**190 (R)** **MTX190**
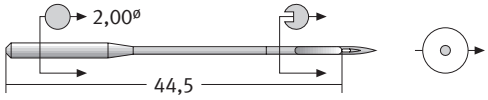		
47:25AX1	**110 120 130 140 160 180** 18 19 21 22 23 24	**190 LR** **MTX190 LR**
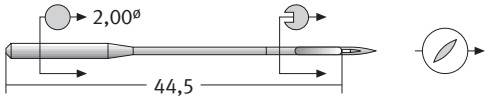		
47:25EB1	**100** 16	**190 SES** **MTX190 SES**
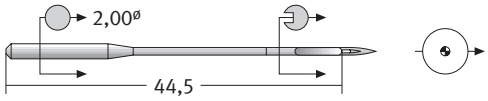		
47:25MG1	**180** 24	**190 DH**
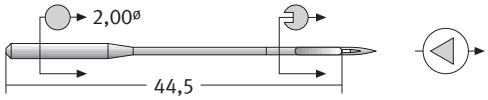		
47:28 1	**180** 24	**62X85**
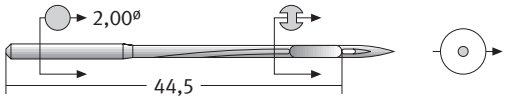		

Canu	Needle size: NM / SIZE Grueso: NM / SIZE Grosseur: NM / SIZE Nadeldicke: NM / SIZE	System Sistema Système System
47:30JB1	**80 90 100 110 120** 12 14 16 18 19	**2091 KK** **175X7 KK** **TQ-N14**
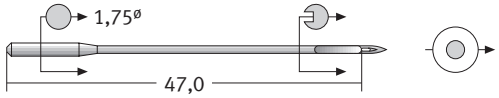		
47:35JB1	**80 90 100 110** 12 14 16 18	**29-LSS** **1987** **175X9** **TQX9**
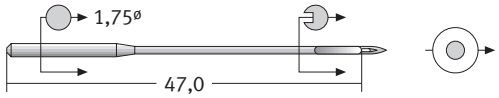		
47:42EB1	**75 80 90 100 110** 11 12 14 16 18	**2091 SES** **175X7 SES** **TQX7 SES**
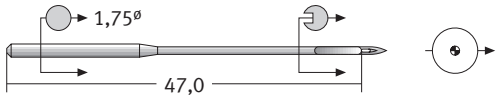		
47:42FB1	**80 90 100** 12 14 16	**2091 SUK** **175X7 SUK** **TQX7 SUK**
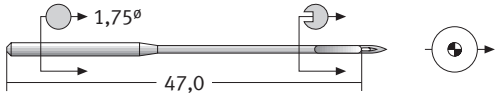		
47:42JB1	**70 75 80 90 100 110 120 125 130 140** 10 11 12 14 16 18 19 20 21 22	**2091** **175X7** **TQX7**
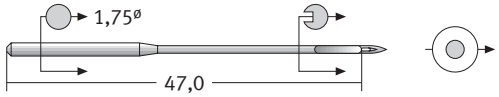		
47:45ZA11	**160** 23	**126X11 SES SERV 1**
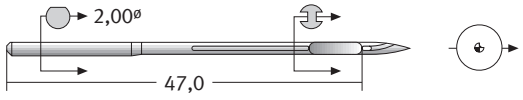		
47:59 1	**100 130** 2 4	**854 S TOP** **SH-E56**
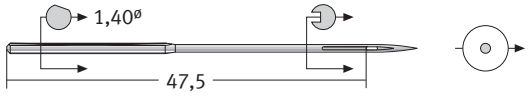		
47:61 1	**100 130** 2 4	**SH-C92**
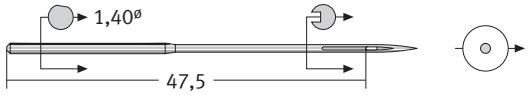		

Canu	Needle size: NM / SIZE Grueso: NM / SIZE Grosseur: NM / SIZE Nadeldicke: NM / SIZE	System Sistema Système System
47:63 1	**80 90 100 110** 0 1 2 3	**L 83 TOP**
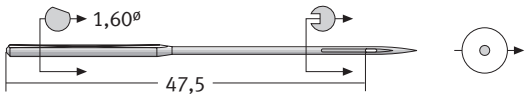		
47:63FB1	**80 90** 0 1	**L 83 TOP SUK**
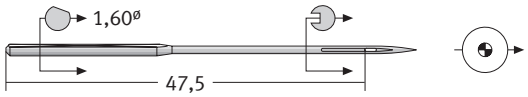		
47:65 1	**80 90 100 110 170** 0 1 2 3 7	**110 S TOP**
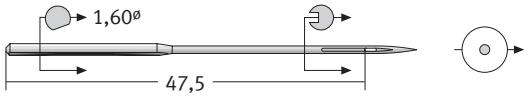		
47:65FB1	**80 90 100** 0 1 2	**110 S TOP SUK**
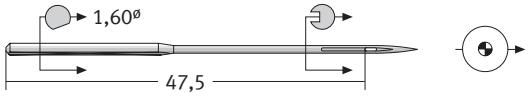		
47:65JD1	**110** 3	**110 S TOP STR**
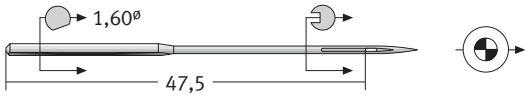		
47:66 1	**100 110** 2 3	**110 SA TOP**
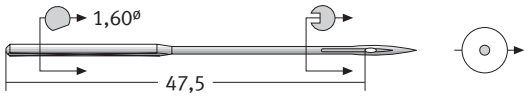		
47:66FB1	**110** 3	**110 SA TOP SUK**
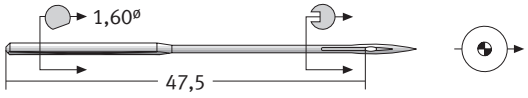		
48:10 1	**100 150** 16	**88 HK** **LAX88**
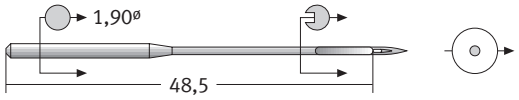		

Canu	Needle size: NM / SIZE Grueso: NM / SIZE Grosseur: NM / SIZE Nadeldicke: NM / SIZE	System Sistema Système System
48:21 1	**110 130** 18 21	**215 AH** **LAX215**
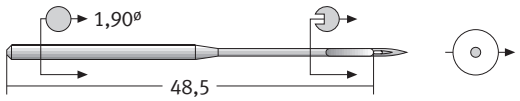		
48:21 17	**110** 18	**215 AH SERV 7** **LAX215 SERV 7**
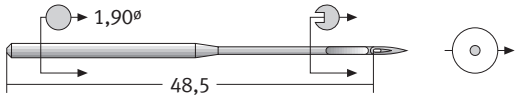		
48:21EB1	**110 130** 18 21	**215 AH SES** **LAX215 SES**
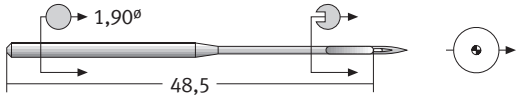		
48:21EB11	**130** 21	**215 AH SES SERV 1** **LAX215 SES SERV 1**
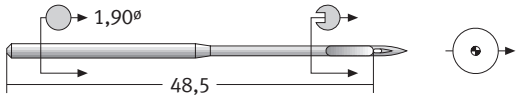		
48:21EB17	**110** 18	**215 AH SES SERV 7** **LAX215 SES SERV 7**
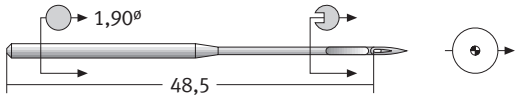		
48:21FB17	**110** 18	**215 AH SUK SERV 7** **LAX215 SUK SERV 7**
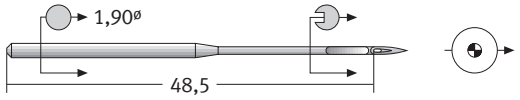		
48:29JB1	**90 100 110 120** 14 16 18 19	**332 LGH KSP** **SMX332 LG KSP**
48:30 1	**140 160** 22 23	**332 LG**
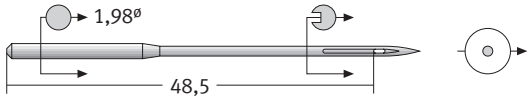		

Canu	Needle size: NM / SIZE Grueso: NM / SIZE Grosseur: NM / SIZE Nadeldicke: NM / SIZE	System Sistema Système System
48:30AS1	**130 140 160** 21 22 23	**332 LL LG**
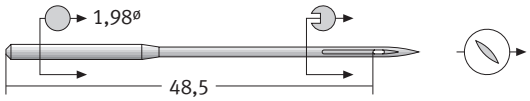		
49:05 1	**120** 19	**2331** **48.51** **EBX1**
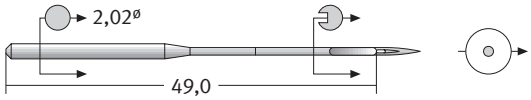		
49:07 1	**90 100 110 120 130** 14 16 18 19 21	**2331 F** **48.50** **EBX2**
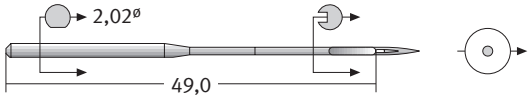		
49:07EB1	**90** 14	**2331 F SES** **48.50 SES** **EBX2 SES**
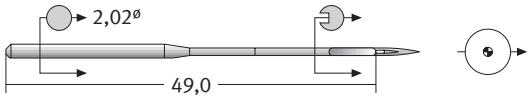		
50:03 1	**90 110 130** 14 18 21	**SY 8160**
		
50:05XA1	**160 180 200 230 250** 23 24 25 26 27	**216X1** **CYX1**
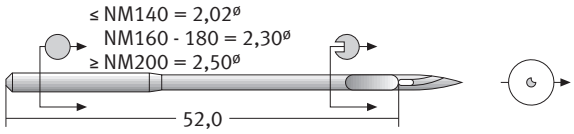		
50:06XA11	**110 130** 18 21	**SY 8160 CL FEK**
50:06XA12	**110 130** 18 21	**SY 8160 CL FEM**

Canu	Needle size: NM / SIZE Grueso: NM / SIZE Grosseur: NM / SIZE Nadeldicke: NM / SIZE	System Sistema Système System
50:09 1	**110 120 130** 18 19 21	**328 FL-E**
50:10 1	**140 160 180** 22 23 24	**328 (R)** **214X1** **DDX1**
50:10 1	**200 230 250 280** 25 26 27 28	**328 (R)** **428** **214X1** **DDX1**
50:10AS1	**200** 25	**328 LL** **428 LL** **214X2 TW** **DDX2**
50:10AX1	**140 160 180** 22 23 24	**328 LR** **214X2 R TW** **DDX2 LR**
50:10AX1	**200 230 250** 25 26 27	**328 LR** **428 LR** **214X2 R TW** **DDX2 LR**
50:10JL1	**200 230** 25 26	**328 S** **428 S** **214X2 N R SP** **DDX2 S**
50:10KJ1	**250** 27	**328 DI** **428 DI** **214X2 DIA** **DDX2 DI**

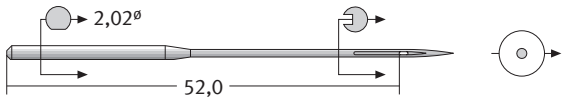

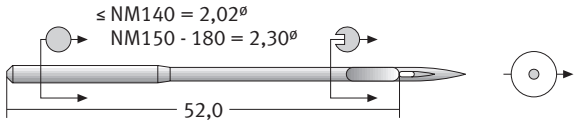

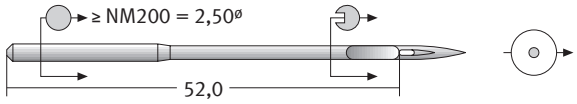

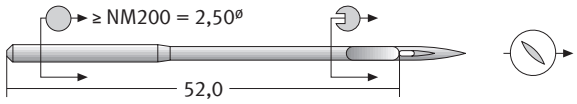

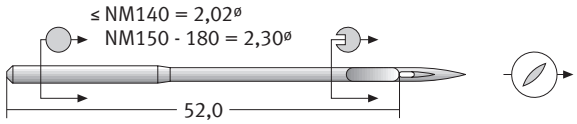

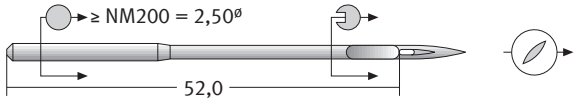

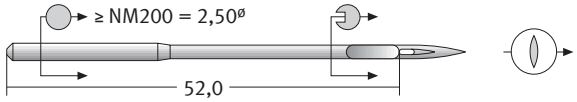

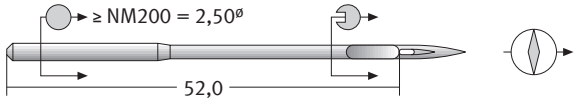

Canu	Needle size: NM / SIZE Grueso: NM / SIZE Grosseur: NM / SIZE Nadeldicke: NM / SIZE	System Sistema Système System
50:13 1	**200** 25	**328 A**
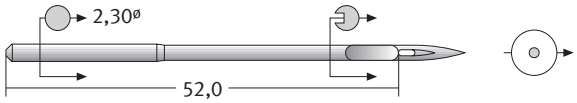		
51:35 1	**140 160 180 200 230 250** 22 23 24 25 26 27	**7X23** **DYX23**
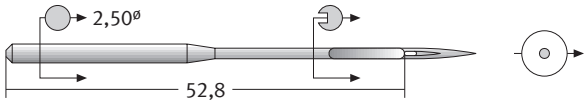		
51:50MA2	**190**	**752**
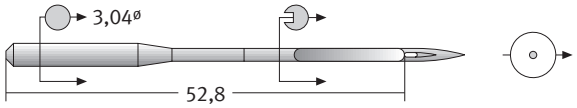		
52:14 1	**90** 14	**332 EXT.LG** **SMX332 EXT.LG**
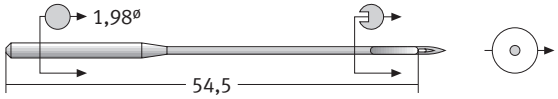		
52:18 1	**130 160** 21 23	**SY 8145** **SY 8145-01**
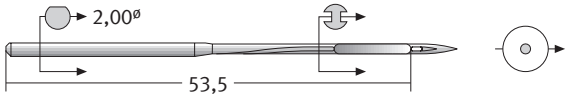		
52:23 1	**110 130** 18 21	**2331 F LG** **EBX3**
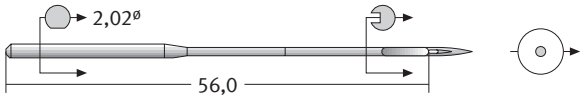		
52:23EB1	**110** 18	**2331 F LG SES** **EBX3 SES**
52:25 1	**100 110** 16 18 1 2	**950** **REX1**
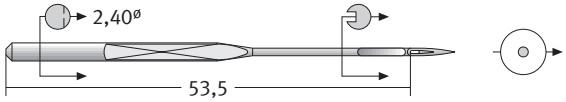		

Canu	Needle size: NM / SIZE Grueso: NM / SIZE Grosseur: NM / SIZE Nadeldicke: NM / SIZE	System Sistema Système System
52:26 1	**100 110** 16 18 1 2	**950 A** **REX2**
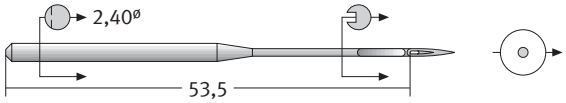		
52:37 1	**230** 26	**DK 2500** **SY 7713** **SGX7713**
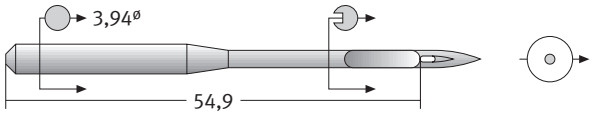		
52:40NF1	**230 250 300** 26 27 29 090 100 120	**UY 1970 G** **UY 9844 GA** **DRX4** **UOX1970**
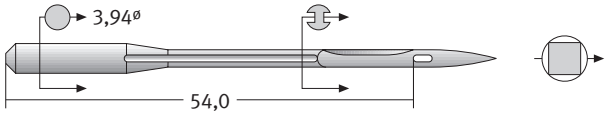		
52:50 1	**100 110 130** 16 18 21	**1564** **2044**
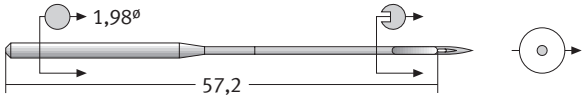		
52:50 11	**110 120 130** 18 19 21	**1564 FL-E** **2044 FL-E** **SY 8168**
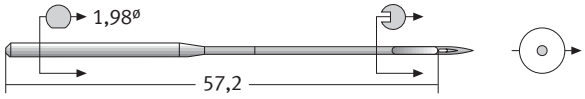		
52:51 2	**90 100** 3 4	**137X1 SM** **PHX1 SM**
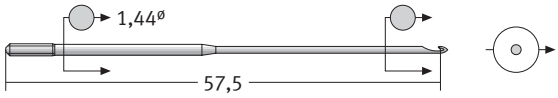		
52:52EB2	**80 90 100 110** 2 3 4 5	**137X1** **PHX1**
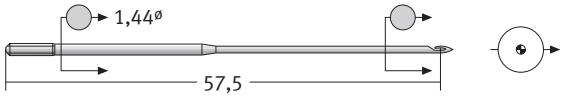		
52:53 2	**80 90 100 110** 12 14 16 18	**CEX3**
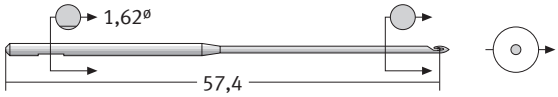		

Canu	Needle size: NM / SIZE Grueso: NM / SIZE Grosseur: NM / SIZE Nadeldicke: NM / SIZE	System Sistema Système System
52:60 2	**80 90 100 110 120** 2 3 4 5 6	**253 S/C**
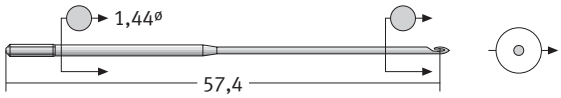		
52:60 2	**80 90** 2 3	**253 M**
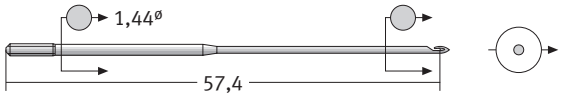		
52:65 2	**100 110 120 130 140** 4 5 6 7 8	**253 M**
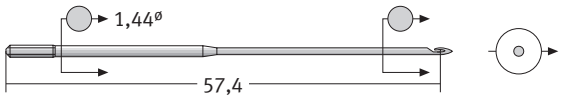		
52:65 2	**70 80 90 100 110 120 130 140** 1 2 3 4 5 6 7 8	**253 C**
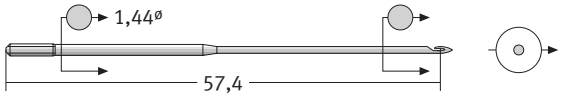		
52:70NF2	**250 300** 27 29 100 120	**UY 1975 GS** **UY 9848 GS** **UOX1975**
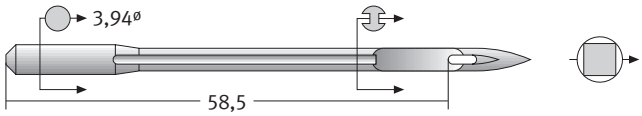		
52:72 1	**110 130** 18 21	**9168 FL**
		
53:00 1	**130** 21	**5300 FL-E**
53:20 1	**140 160 180 200 230 250 280** 22 23 24 25 26 27 28	**794** **7X3** **DYX3**
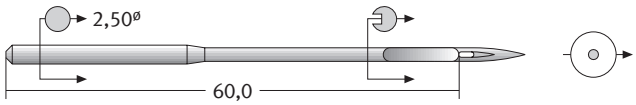		

Canu	Needle size: NM / SIZE Grueso: NM / SIZE Grosseur: NM / SIZE Nadeldicke: NM / SIZE	System Sistema Système System
53:20AX1	**160 180 200 230 250** 23 24 25 26 27	**794 LR** **DYX3 LR**
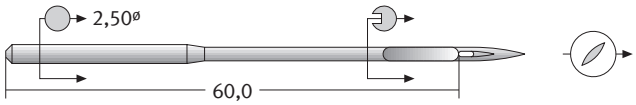		
53:20JL1	**180** 24	**794 S** **DYX3 S**
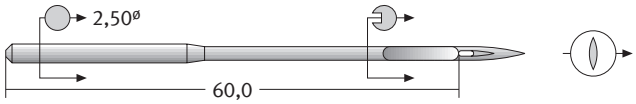		
53:20JL11	**160 200 230** 23 25 26	**794 S SERV 1**
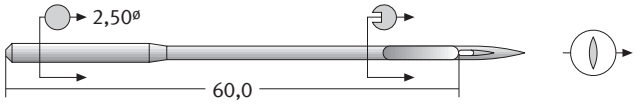		
53:25 1	**160** 23	**794 H FR** **DG 2000**
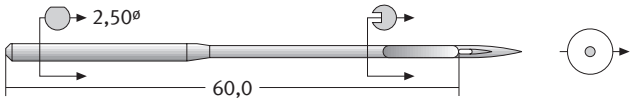		
53:81 1	**110 130** 18 21	**2331 F EXT.LG**
53:81MA1	**130** 21	**2331 F EXT.LG SPI**
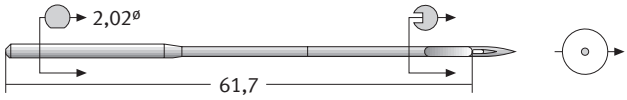		
54:01 2	**160 180 200** 23 24 25	**1143 LG** **SOP-1143 LG**
		
55:26MA1	**300 330** 29 30	**1000 H**

Canu	Needle size: NM / SIZE Grueso: NM / SIZE Grosseur: NM / SIZE Nadeldicke: NM / SIZE	System Sistema Système System
55:70AX2	**200 230** 25 26	**331 LR**
90:05 2	**100**	**1032 B 1/38** **SY 7875** **DPN-1032 B 1/38**
90:06 2	**100**	**1032 B 1/36** **SY 7874** **DPN-1032 B 1/36**
		
90:10 2	**100**	**2000 A/38** **SY 7876** **DPN-2000 A/38**
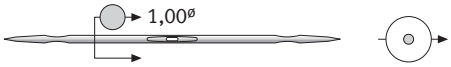		
90:10 2	**115**	**2000 A/49** **SY 7878** **DPN-2000 A/49**
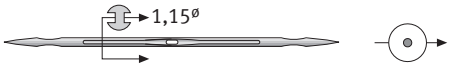		
99:90 2	**3 5 7 8 9**	**GLOVERS NEEDLES** **KÜRSCHNER NADELN**
99:93 2	**1 2 3 1/0 2/0 3/0 2/0LG**	**SADDLERS/HARNESS-NEEDLES** **STRAMIN NADELN-OHNE SPITZE**

Subject to technical modification
Salvo modificación tecnica, sin previo aviso
Sous réserve de modificacion
Technische Änderungen vorbehalten

© SCHMETZ · All rights reserved · Printed in Germany · 07041 · 07/2007